

## Report for Information

<b>Report to</b>	Norwich Highways Agency Committee 22 January 2009	<b>Item</b> <b>11</b>
<b>Report of</b>	Head of Transportation and Landscape	
<b>Subject</b>	Highway Performance Monitoring of the Highways Agency Agreement	

---

### Purpose

This report describes the performance of the Highways Agency Agreement, for the financial year 2008/2009 up to the end of December 2008. On-street parking statistics for the current financial year are now detailed in a separate report on this agenda.

### Recommendations

That the Committee receives the available performance results, and notes that, generally, recent performance results for the 2008/2009 financial year compare reasonably well against targets.

### Financial Consequences

Good performance affects local authorities' performance assessments (e.g. via the Local Transport Plan) and hence has a bearing on the levels of government funding available.

### Strategic Objective/Service Priorities

The report helps to achieve the corporate "Strong and prosperous city – working to improve quality of life for residents, visitors and those who work in the city now and in the future" and the service plan priority to work with Norfolk County Council to develop and implement the Norwich Area Transportation Strategy and Norfolk Local Transport Plan.

### Contact Officers

Clive Gristwood, Programme Manager

01603 213420

### Background Documents

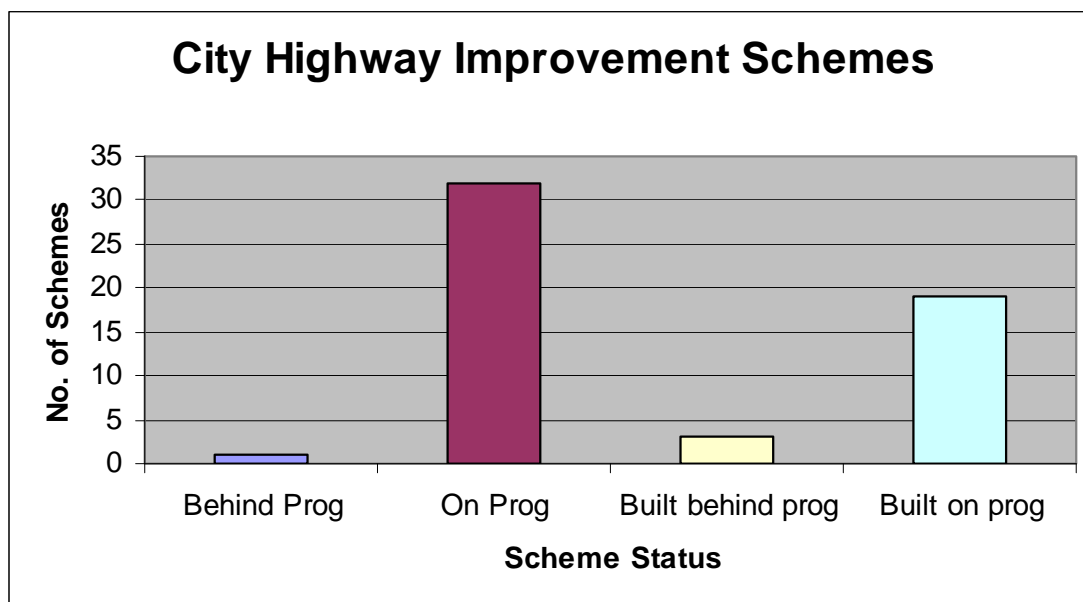
None

## Background

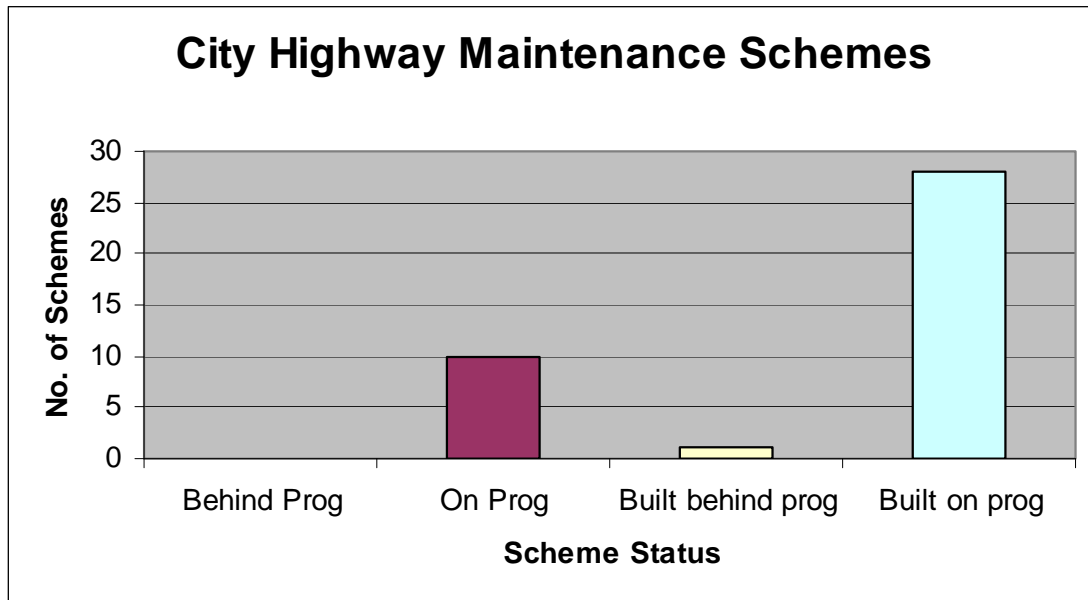
1. The City Council discharges highway duties in Norwich on behalf of the County Council, through an Agency Agreement. The action needed to support the Agency agreement is set out in the 2008/09 Business Plan, which provides for performance assessment.

## Performance Monitoring of Agency Agreement

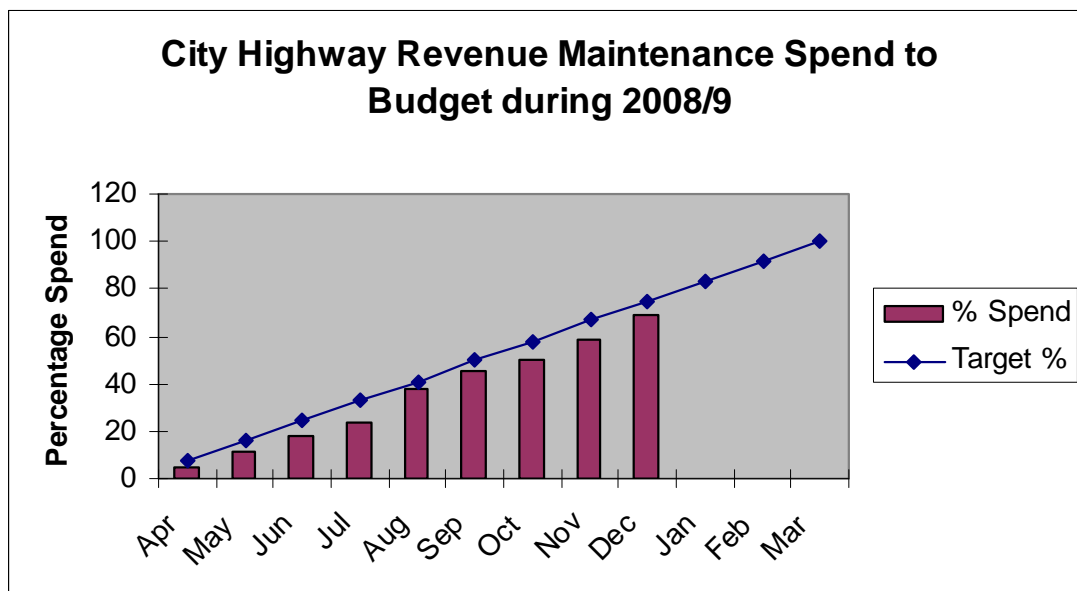
2. Details of performance data, any targets, and progress so far this year, summarised under the headings below. Delivery of programmes to targets and budgets/financial control. Works programmes are updated monthly, and progress against targets and budgets reported.
3. *Capital Improvement schemes:* There are 55 schemes in the 2008/2009 programme. Twenty-two are substantially complete at the end of December. All but 1 of the remaining schemes are on target at the end of December 2008. The local safety scheme at the junction of Earlham Road and Heigham Road is now likely to be implemented during the early part of next financial year.



4. *Highways maintenance:* There were 48 schemes listed in the capital maintenance programme. Twenty nine schemes had been completed by the end of December. Approximately 69% of the highway maintenance revenue budget had been spent. The recent freeze thaw weather conditions are putting pressure on both the Winter maintenance and patching elements of the highway maintenance revenue budget.



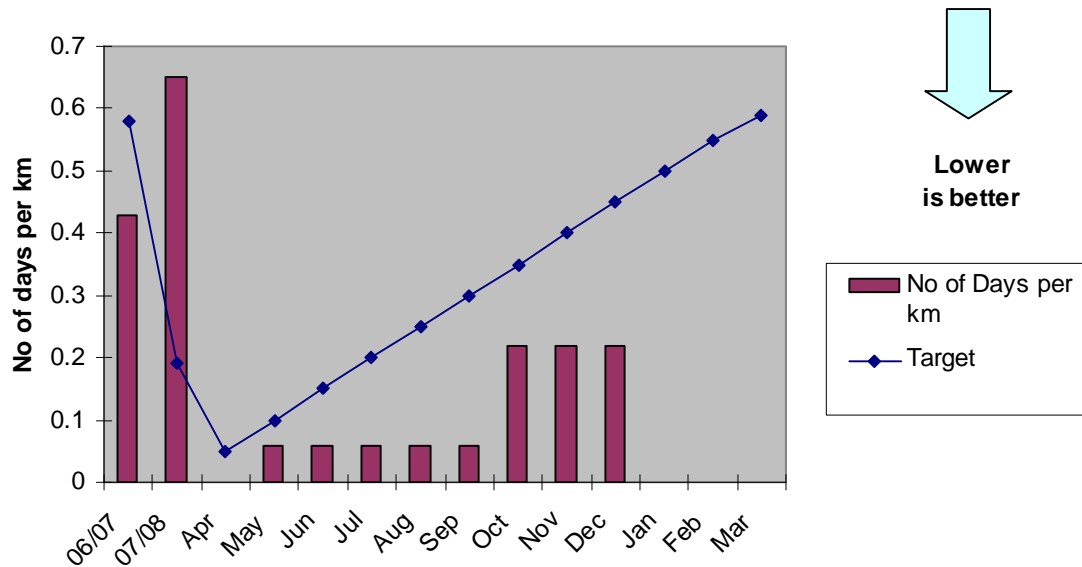
5.



## Compliance with standards, codes and procedures

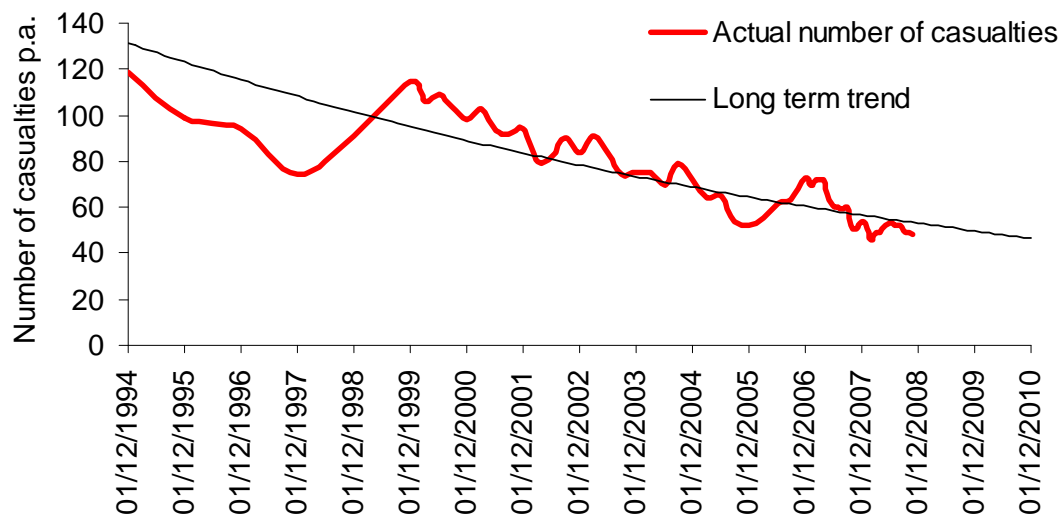
6. Data is collected monthly for a number of national “Best Value” Performance Indicators (BVPIs).
  - ‘Local PI (formerly BVPI 100) - Number of days temporary traffic controls or road closure on traffic sensitive roads caused by local authority roadworks per km of traffic sensitive road’ is 0.22 to the end of December 2008 (end of year figure for the City should be no greater than 0.59 for 2008/09) – see graph over the page.

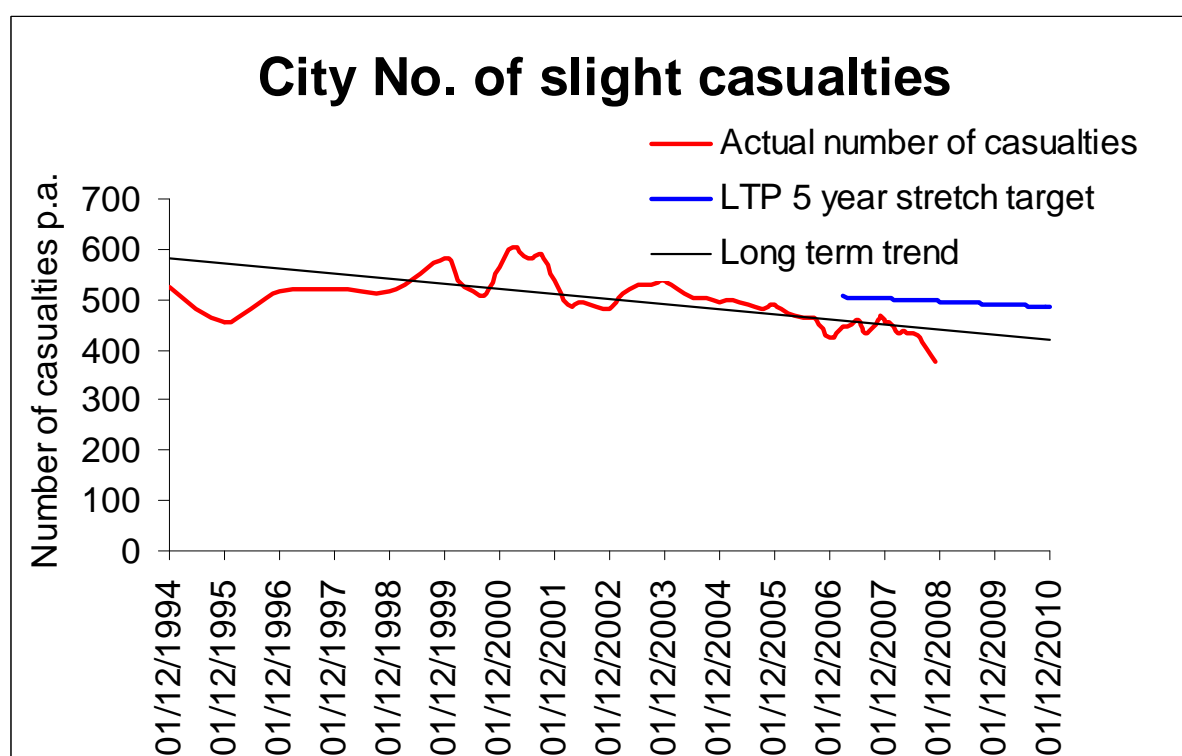
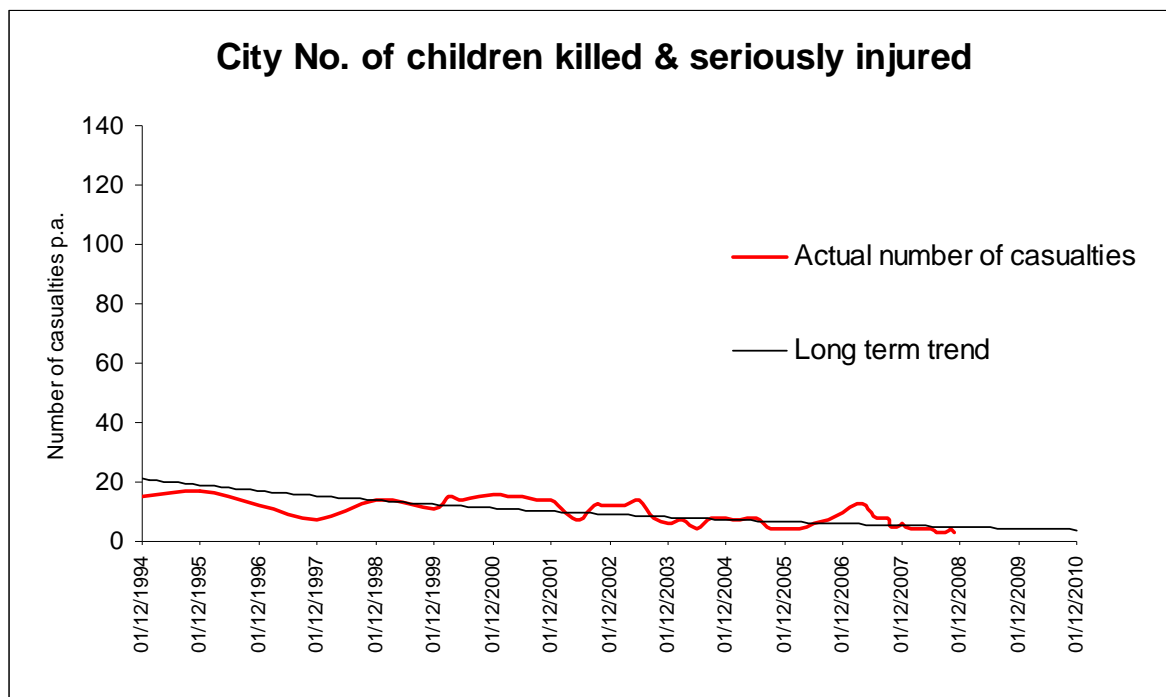
### Number of days of temporary traffic controls or road closures on traffic sensitive roads caused by Highway Authority streetworks per km of traffic sensitive roads (Local PI)



- 'BVPI 165 – Percentage of pedestrian crossings with facilities for disabled people' the City figure is currently 100%, this figure contributes to the overall County target by the end of 2008/2009. This target is set to remain at 100% for the City throughout 2008/2009
- 'BVPI 99 – Road accident casualty reduction' – the figures for the City area show an improving trend in both the overall and child Killed and Seriously Injured (KSI). The combined Slight Injuries show a gradual improving trend.

### City No. of killed & seriously injured



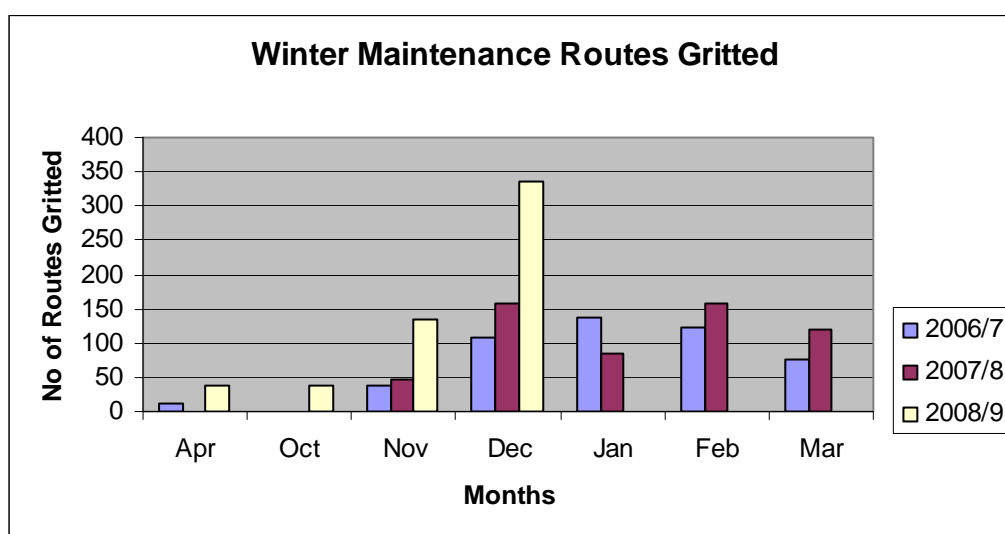


7. Data is also collected monthly for the following local performance indicators (LPIs) to contribute towards the County Council's Service Plans.

- 'The percentage of repairs to dangerous damage to roads which were carried out within 24 hours' is 100% in the 2008/2009 financial year, (City/County target 100%). A cumulative total of 56 reports of dangerous damage to roads had been received up to the end of December.
- 'The percentage of repairs to dangerous damage to footways which were carried out within 24 hours' is 100%, (City/County target 100%).

A cumulative total of 44 reports of dangerous damage to footways were received by the end of October.

- *'The combined percentage of repairs to dangerous damage to roads and footways which were carried out within 24 hours'* is 100%, (City/County target 100%).
- *'The percentage of utility work schemes which are completed on time'* is 97% up to the end of April. (City/County target for 2008/9 is 96.5%).
- *'Percentage of priority routes gritted within three hours of mobilization from the depot'* - The Winter maintenance season commenced in October 2008. Of the 543 routes gritted during 2008/9, 539 were completed within the 3 hour time limit. No overrun was by more than 30 minutes. Routes gritted within 3 hours is presently 99.3% (City/County target 100%).



- *'The percentage of highway material that was recycled by City Care'* by the end of December 2008 was 97%

## Accident Claims

- The number of claims received and the settlement rate of claims for highway and personal injury claims are monitored.
  - *'Percentage of personal injury claims successfully defended'* is 77% for the claims settled to the end of December, (City/County target for 2008/9 is 75%). A total of 42 claims have been received in the 2008/2009 financial year. Of the 47 claims settled in the 2008/2009 financial year, 11 have resulted in payment.
  - *'Percentage of non personal injury claims successfully defended'* is 80% (City/County target for 2008/9 is 75%). Nine claims have been made in the 2008/2009 financial year. Of the five claims that have been settled in 2008/2009, one resulted in a payment being made.

