

Report for Information

Report to Norwich Highways Agency Committee
24 March 2011
Report of Head of city development services
Subject On Street Parking Enforcement Monitoring Report

Item

13

Purpose

This report describes the performance of on-street parking enforcement for the financial year 2010/11 until the end of January 2011.

Recommendations

That the Committee receives the available performance results and notes that income and issuing of penalty charge notices are above budget

Financial Consequences

The projected surplus at January 2011 stands at just over £57,343 on an estimated turnover of £1.148 million.

Strategic Objective/Service Priorities

The report helps to achieve the corporate priorities of a strong and prosperous city and cost consciousness and the service plan priority to manage financial risks associated with the provision of on-street parking enforcement.

Contact Officers

Gary Hewett Parking Manager (operations)

01603 212453

Background Documents

None

Report

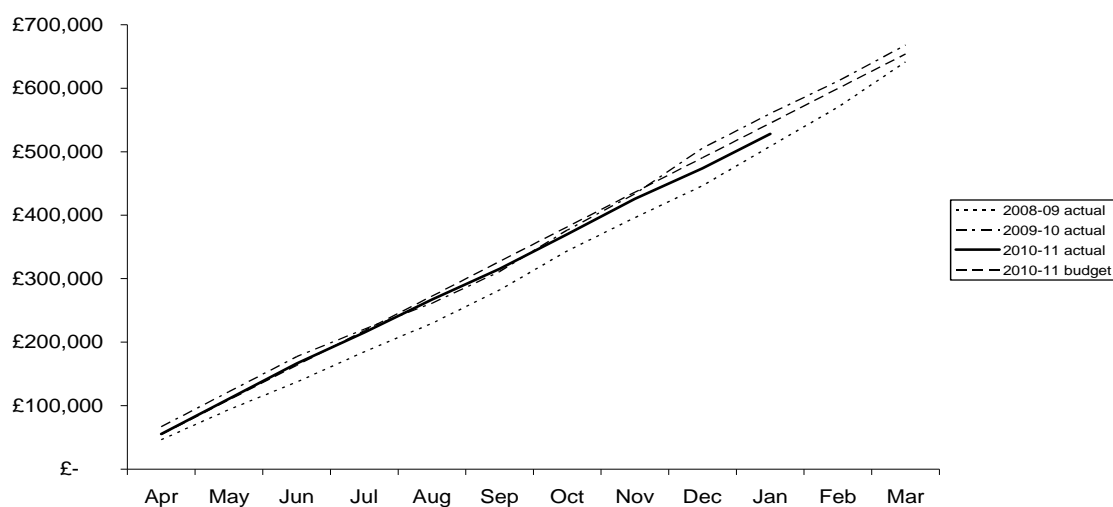
Background

1. The City Council Parking Services carries out the parking enforcement in Norwich on behalf of the County Council, through an Agency Agreement. The action needed to support the Agency agreement is set out in the 2010/11 Transport Strategic Priority Plan, which provides for performance assessment.

Performance Monitoring of Parking Enforcement

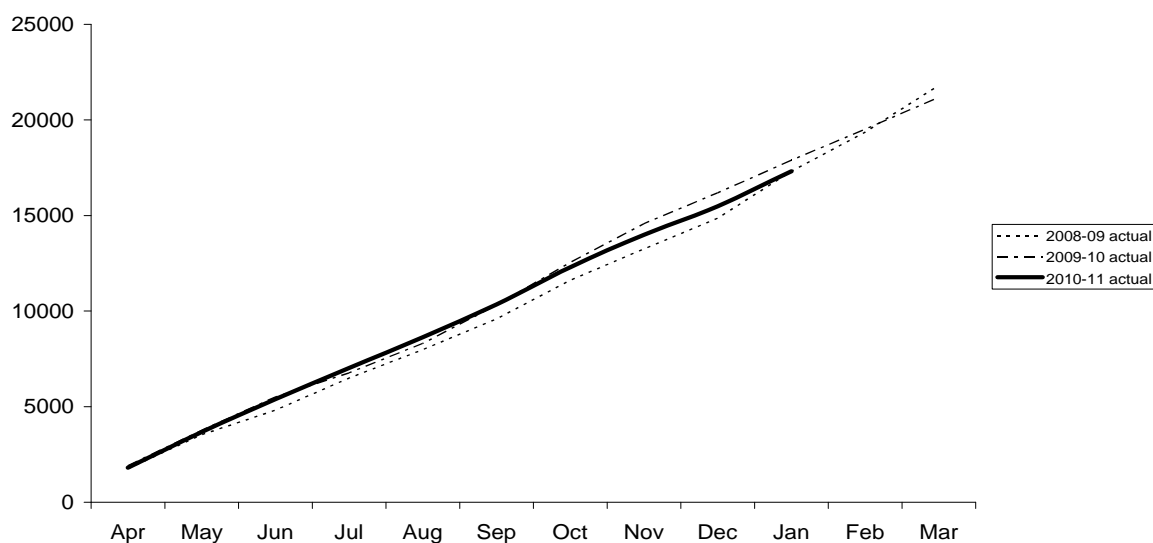
2. Penalty Charge Notice (PCN) income (see below): income is slightly less than the budget (-5%) and previous year out-turn income.

On-street cumulative PCN income 2010/11



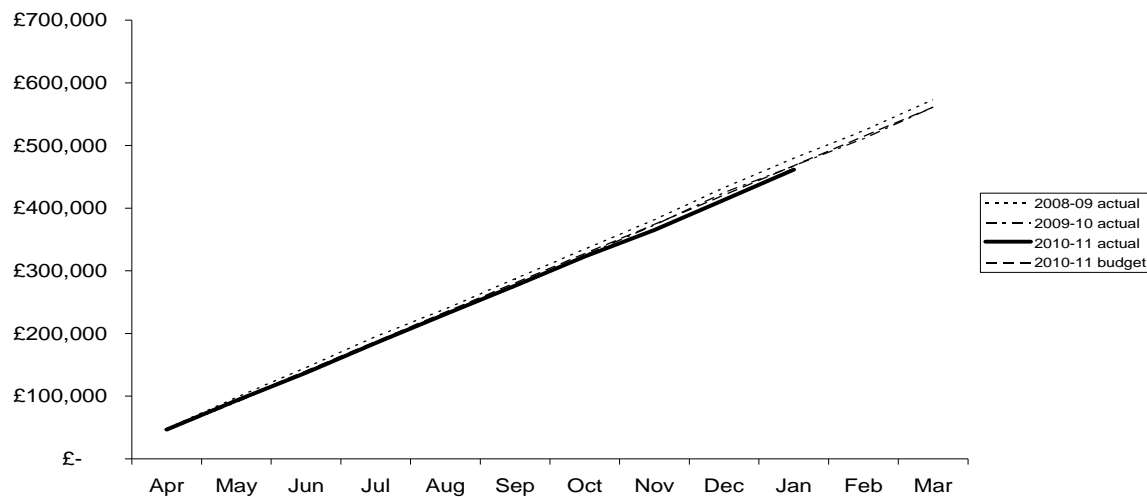
3. PCN tickets issue: the number of on-street PCNs issued is slightly below (3%) the levels issued in previous years.

On-street cumulative PCN issued 2010/11



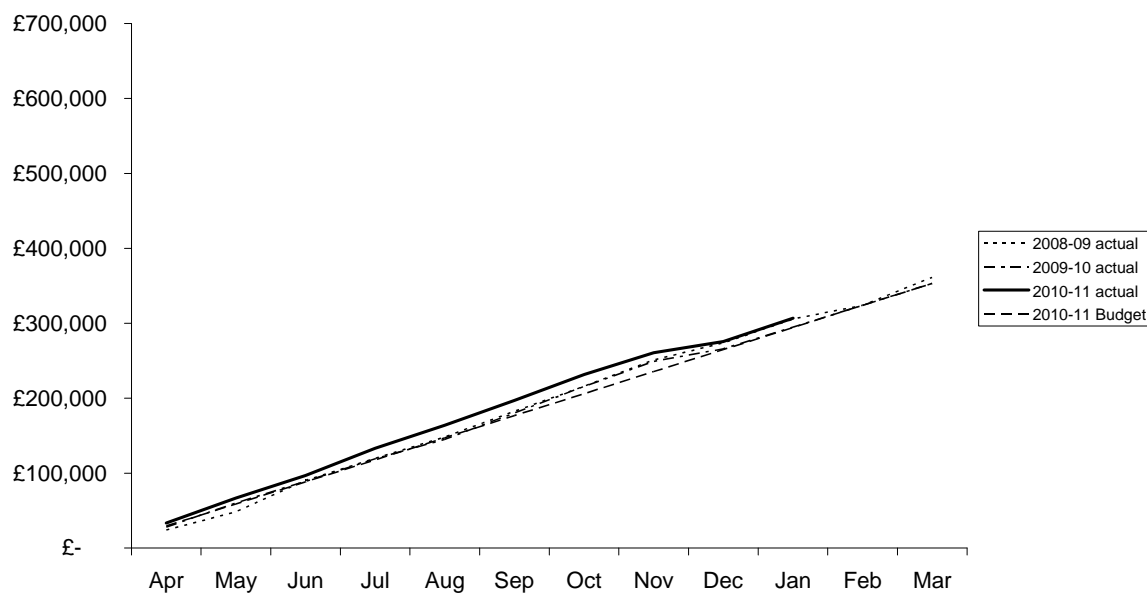
4. On Street Pay and Display Income (see below): income is slightly less than budget (1.2%) and previous year out-turn income.

On-street cumulative pay and display income 2010/11



5. Residents Permit income (see below): income is slightly above budget and previous year out-turn income.

On-street cumulative permit income 2010/11



6. Balance of income versus costs: this shows a surplus of just over £57,000 at the end of January. However, this uses the recharge figures of 2009/10 which may vary for 2010/11 financial year.

Income versus expenditure 2010/11

