

Report to Council
23 February 2016
Report of Chief finance officer
Subject General fund revenue budget and non-housing capital
programme 2016-17

Item
5

Purpose

To consider the budget and budgetary requirement, council tax requirement, level of council tax for 2016-17 and the non-housing capital programme 2016-17 to 2020-21.

Recommendations

- a) To approve cabinet's recommendations of 3 February for the 2016-17 financial year:
- i) that the council's budgetary requirement for the 2016-17 financial year be set to £16.120m (para 6.1 in annex A);
 - ii) that the proposed general fund budgets for 2016-17 be approved, taking into account the savings, income and other budget movements set out in appendices 2 and 5;
 - iii) that the council's council tax requirement for 2016-17 be set at £8.495m and that council tax be set at £244.01 for Band D, which is an increase of 1.95% (para 5.5 in annex A), the impact of the increase for all bands is shown in table 7.2 of annex A;
 - iv) that the Norwich City Council precept on the council tax collection fund for 2016-17 be set at £8.375m calculated in accordance with Sections 32-36 of the Local Government Finance Act 1992 as amended by the Localism Act 2011 (as shown in para 7.1 of annex A);
 - v) that the prudent level of reserves for the council be set at £4.273m in accordance with the recommendation of the Chief finance officer (as shown in para 8.11 of annex A); and
 - vi) that the proposed non-housing capital programme 2016-17 to 2020-21 (as shown in table 10.3 of annex A) be approved.
- b) To approve that the aggregate of all the precepts of the collection fund is calculated in accordance with Sections 32-36 of the Local Government Finance Act 1992 as amended by the Localism Act 2011 (as shown in annex B) taking into account precepts notified by Norfolk County Council and the Office of the Police & Crime Commissioner for Norfolk.

Corporate and service priorities

The report helps to meet all the corporate priorities.

Financial implications

This report sets the general fund budgetary requirement and the council tax requirement for 2016-17 and the non-housing capital programme for 2016-17 to 2020-21.

Ward/s: All wards

Cabinet member: Councillor Stonard – resources and income generation

Contact officers

Justine Hartley, chief finance officer
Hannah Simpson, group accountant

01603 212440
01603 212561

Background documents

None

Report

1. Cabinet considered a report (annex A) at its meeting of 3 February, and approved recommendations to council as follows:
 - a) that the council's budgetary requirement for the 2016-17 financial year be set to £16.120m (para 6.1);
 - b) that the proposed general fund budgets for 2016-17 be approved, taking into account the savings, income and other budget movements set out in the report and appendices 2 and 5;
 - c) that the council's council tax requirement for 2016-17 be set at £8.495m and that council tax be set at £244.01 for Band D, which is an increase of 1.95% (para 5.5), the impact of the increase for all bands is shown in table 7.2;
 - d) that the precept on the council tax collection fund for 2016-17 be set at £8.375m calculated in accordance with Sections 32-36 of the Local Government Finance Act 1992 as amended by the Localism Act 2011 (as shown in para 7.1);
 - e) that the prudent level of reserves for the council be set at £4.273m in accordance with the recommendation of the Chief finance officer (as shown in para 8.11); and
 - f) that the proposed non-housing capital programme 2016-17 to 2020-21 (as shown in table 10.3) be approved.
2. Since the drafting of budgets for consideration by cabinet, the government has now issued the finalised Formula Settlement Grant confirming the figure for the council for the 2016-17 Revenue Support Grant and New Homes Bonus. There are no changes in the grant amounts announced and the chief finance officer does not consider any amendments to the proposed budgets reviewed by cabinet are required as a result of these recent announcements.
3. The statutory determination at Annex B reflects the final Council Tax base as confirmed by the chief finance officer under delegated powers. It also reflects the following proposed increases in Council tax:

Preceptor	% increase
Norwich City Council	1.95
Norfolk County Council	3.99
Office of the Police and Crime Commissioner for Norfolk	1.98

4. The precepts for Norfolk County Council and the Office of the Police and Crime Commissioner for Norfolk are anticipated to be confirmed at their meetings on 22nd February and 16th February respectively. Any changes to the proposed precepts will be presented to Council in an update of Annex B.

Report to Cabinet
3 February 2016
Report of Chief finance officer
Subject General fund revenue budget and non-housing capital
programme 2016-17

Report

1. Contents of report

1.1 The contents of this report are set out as follows:

2. [Budgetary context](#)
3. [Medium Term Financial Strategy \(MTFS\)](#)
4. [Preparation of the 2016-17 budget](#)
5. [Budgetary resources](#)
6. [Budgetary requirement – income and expenditure](#)
7. [Council tax precept](#)
8. [Report by the Chief finance officer on the robustness of estimates, reserves and balances](#)
9. [Capital resources 2016-17 to 2020-21](#)
10. [Capital programme 2016-17 to 2020-21](#)
11. [Progress in reducing the council's carbon footprint](#)

Appendix 1 [Budget consultation results](#)

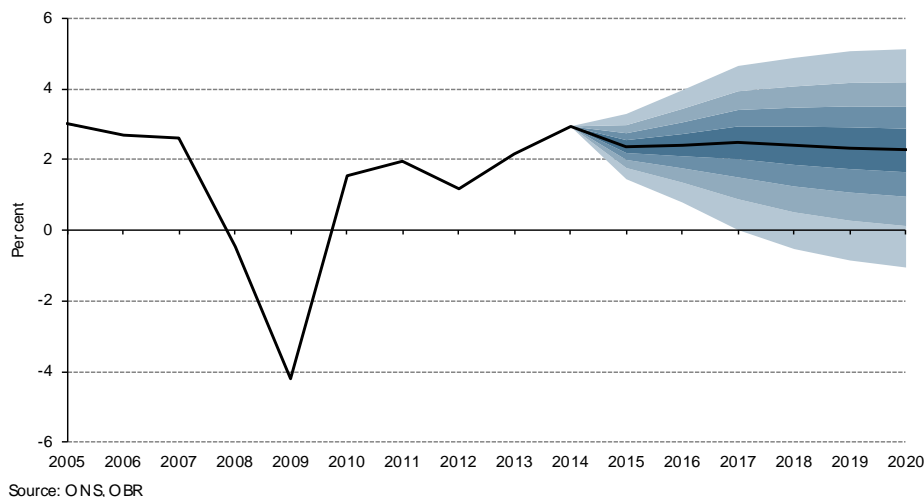
Appendix 2 [Movements in budgets 2016-17 by type](#)

Appendix 3 [Calculation of prudent minimum balance](#)

2. Budgetary context

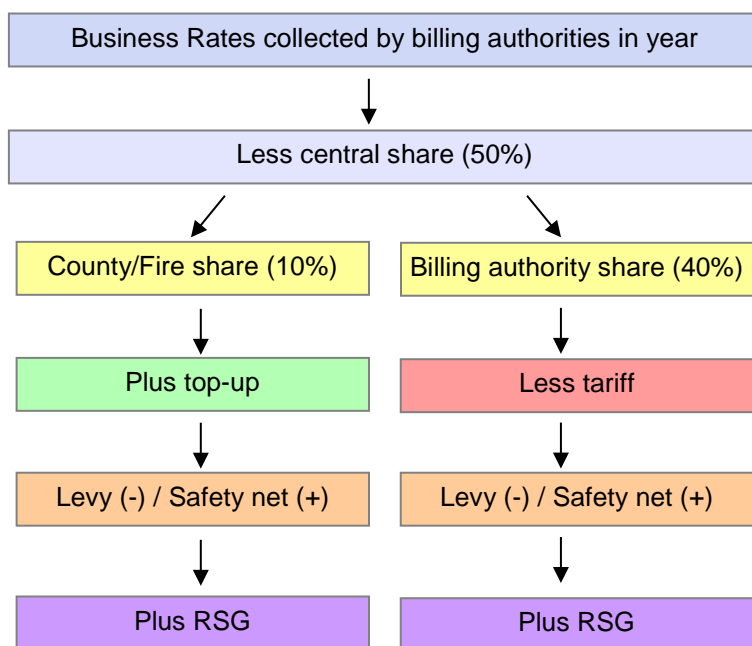
2.1 The OBR's GDP growth forecast remains unchanged in 2015 at 2.4 per cent. Growth in 2016 and 2017 has been revised up by 0.1 percentage points in each year. In 2016, that mainly reflects the Government's decision to ease the pace of fiscal tightening. OBR have also revised GDP growth down in 2020 because of the effect of population ageing on the employment rate. The return of inflation to near the Bank of England's 2 per cent target is expected to be a little faster than expected in July, with inflation forecast to reach 1.8 per cent by the second half of 2017.

Figure 2.1: Real GDP growth fan chart November 2015 (Source: OBR)



- 2.2 The OBR currently expects the Public Sector Net Borrowing (PSNB) deficit to continue falling, and the budget to move into surplus in 2019-20.
- 2.3 The **Business Rates Retention Scheme** replaced the Formula Grant system from 2013/14. The scheme takes the business rates collected in a geographical area during the year and applies various splits, additions and/or reductions to calculate an authority’s final allocation. Part of the government’s rationale in setting up the scheme was to allow local authorities to retain part of the future growth in their business rates.
- 2.4 The diagram below illustrates how the scheme calculates funding for local authorities. Central government has decided that billing authorities such as Norwich City Council will receive 40% of the business rates collected in their area.

Diagram 2.2: Business rates retention scheme



- 2.5 The business rates collected during the year by billing authorities are split 50:50 between central government and local government. Central government’s share will be used to fund Revenue Support Grant (RSG) and other grants to local government.

- 2.6 Each authority then pays a tariff or receives a top-up to redistribute business rates more evenly across authorities. The tariffs and top-ups were set in 2013/14 based on the previous 'Four Block Model' distribution and were due to be uprated by September 2013 RPI. However, this increase has been capped to 2%.
- 2.7 A levy and 'safety net' system also operates to ensure that a 1% increase in business rates is limited to a 1% increase in retained income, with the surplus funding any authority whose income drops by more than 7.5% below their baseline funding.
- 2.8 In the years where the 50% local share is less than local government spending totals, the difference is returned to local government via RSG. This is allocated pro-rata to local authorities' funding baseline.
- 2.9 Therefore, there is a specific need for billing authorities to accurately forecast future business rates. The Council has committed resources to this task but is hampered by the number of appeals on properties on our ratings list.
- 2.10 The Government reimburses authorities for the impact of tax changes for small business and other additional business rate reliefs announced in the Autumn Statement each year by means of a Section 31 grant payment. The grant amount is based on actual costs as captured at year end via local authority returns. The grant is received in the year to which the business rates relate but is required to offset impacts on the general fund revenue account in the following two years.

3. Medium Term Financial Strategy (MTFS)

- 3.1 The council's budget is underpinned by the MTFS. The financial projections underlying the MTFS have been revised to reflect changes in assumptions, the provisional Local Government Finance Settlement and the changing risk environment in which the council operates. Other budget pressures including inflation and demographic requirements have also been factored in to produce a projection of the council's medium term financial position.
- 3.2 The presentation of savings in the MTFS shows the net savings required to deliver a balanced budget. Items such as growth and decreases in income are now incorporated within the transformation programme and net off against the savings to be delivered.
- 3.3 A net reduction for 2016-17 of £0.935m has now been included within the budget. The MTFS shows a need to make further net savings of £10.3m over the next 5 years, which following the "smoothed" approach equates to £2.3m each year to 2020-21 with saving reduced to £1.1m in 2021/22. This is consistent with the £2.3m of savings set out in the 2015/16 budget papers.
- 3.4 In assessing the longer term financial stability of the council, consideration has been given balancing external factors, such as global and macro-economic risks that may cause the government to increase and/or extend its austerity measures, with the need to maintain services to the residents of Norwich. To a certain degree, the strong culture of forward planning and prudent financial management that exists within the Council mitigates these external risks and allows minimum reserve levels to be set below current reserve levels.

- 3.5 Payroll-related inflation has been estimated at 3.2%, to include estimates for an annual pay settlement, payroll drift, the impact of the Living Wage and increases in pension contributions. Additional estimates have been included for expected increases to pension deficit contributions. Inflation has been allowed for on premises costs, supplies and services and transport at 2.0%, to reflect forecast changes in CPI.
- 3.6 Specific grant figures have been confirmed by the Department for Communities & Local Government for 2016-17. Grants for future years have been estimated at 2016-17 levels, except for New Homes Bonus and Housing Benefit / CTS Administration Grants. There is a significant level of uncertainty around the future of the New Homes Bonus grant which is subject to consultation at the current time. Whilst current allocations of the grant have been left in, they have been reduced to 4 years duration as proposed in the consultation and no new allocations of New Homes Bonus grant have been anticipated at this time until the outcome of the consultation is known. In addition, Housing Benefit and Local Council Tax Support Administration Grants, have been assumed to decrease by 5% per year. The MTFs assumes no increases in Council Tax beyond that recommended in this report for 2016-17.
- 3.7 The table below shows the proposed budget for 2016-17 and the medium term financial projections for the 5 years to 2021/22.

Table 3.1: Budget 2016-17 and medium term financial projections for 5 years to 2021/22

	2016-17 Year 1 £000s	2017/18 Year 2 £000s	2018/19 Year 3 £000s	2019/20 Year 4 £000s	2020-21 Year 5 £000s	2021/22 Year 6 £000s
Employees	£17,832	£18,186	£19,487	£20,690	£21,243	£21,813
Premises	£9,573	£9,848	£10,131	£10,421	£10,721	£11,029
Transport	£273	£280	£287	£294	£302	£309
Supplies & Services	£15,710	£16,121	£16,281	£16,721	£17,173	£17,638
Capital Charges	£1,799	£1,716	£1,744	£1,772	£1,800	£1,829
Transfer Payments	£63,724	£63,724	£63,724	£63,724	£63,724	£63,724
Third Party Payments	£7,081	£7,086	£7,090	£7,095	£7,099	£7,104
Centrally Managed	£1,122	£1,152	£1,183	£1,215	£1,248	£1,282
Recharge Expenditure	£16,649	£16,751	£16,854	£16,958	£17,064	£17,170
Recharge Income	-£24,028	-£24,121	-£24,216	-£24,312	-£24,409	-£24,507
In-Year Savings	£0	£0	£0	£0	£0	£0
Receipts	-£24,384	-£24,964	-£25,559	-£26,167	-£26,791	-£27,429
<i>Government Grants:</i>	-£69,682	-£66,303	-£65,807	-£65,423	-£64,960	-£64,899
New Homes Bonus	-£2,756	-£1,142	-£717	-£400	£0	£0
PFI Grant	-£1,429	£0	£0	£0	£0	£0
Benefit Subsidy	-£63,755	-£63,755	-£63,755	-£63,755	-£63,755	-£63,755
Benefit/CTS Admin Grant	-£1,071	-£1,018	-£967	-£919	-£873	-£829
Other Government Grants	-£671	-£388	-£368	-£350	-£332	-£316
Subtotal budgets	£15,669	£19,476	£21,199	£22,987	£24,214	£25,062
Savings	0	-£2,321	-£4,642	-£6,963	-£9,284	-£10,334
Contribution to/(from) bals	£451	-£1,871	-£1,714	-£1,696	-£555	-£86
Budget requirement	£16,120	£15,284	£14,843	£14,328	£14,375	£14,642
Share of NNDR (Baseline)	-£4,869	-£5,104	-£5,268	-£5,436	-£5,610	-£5,790
Council Tax Freeze Grants	£0	£0	£0	£0	£0	£0
Formula Funding	-£2,756	-£1,671	-£982	-£213	£0	£0
Council Tax Requirement	-£8,495	-£8,509	-£8,593	-£8,679	-£8,765	-£8,852
Total funding	-£16,120	-£15,284	-£14,843	-£14,328	-£14,375	-£14,642

New savings (smoothed)		£2,321	£2,321	£2,321	£2,321	£1,050
Balance brought forward	-£10,575	-£11,026	-£9,155	-£7,441	-£5,745	-£5,190
Contributions (to)/from I&E	-£451	£1,871	£1,714	£1,696	£555	£86
Balance carried forward	-£11,026	-£9,155	-£7,441	-£5,745	-£5,190	-£5,104
<i>Relative to controllable spend</i>	<i>24%</i>	<i>20%</i>	<i>16%</i>	<i>12%</i>	<i>10%</i>	<i>10%</i>

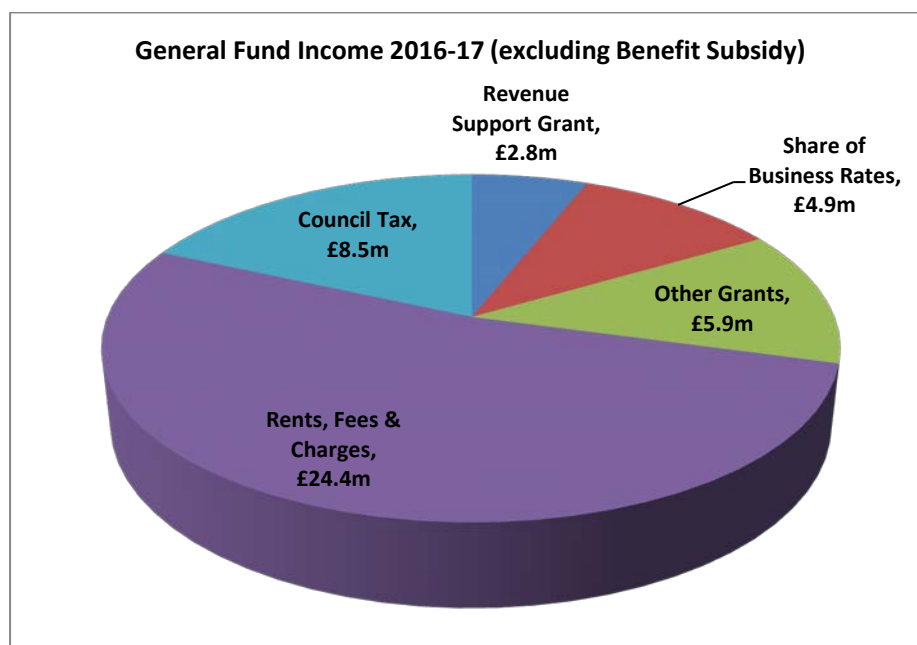
4. Preparation of the 2016-17 budget

- 4.1 Guided by the council's corporate plan and its 'changing pace blueprint' (operating model) a range of work has been carried out across the council through the transformation programme, to develop options for additional income and savings in order to meet the target within the MTFS and ensure a balanced budget. This work has been informed by a cross party working group.
- 4.2 In October cabinet considered an initial list of income and savings options and agreed for further work to be carried out to progress these.
- 4.3 In line with the approach used in previous years, cabinet agreed to consult the public on the proposed approach to meeting the savings target for 2016-17. It was also agreed to consult the public on the potential for a council tax rise.
- 4.4 The consultation closed on 8 January 2016. An analysis of the results of the consultation can be found at Appendix 1. The results showed that of the people who completed the consultation and answered the questions 68% supported a proposed council tax increase.
- 4.5 Comments and ideas were also received on other things the council could do differently to generate income or save money in the future. A large number of these relate to approaches the council is already progressing. However, as with previous years the comments will be used to inform the council's ongoing development of income and savings opportunities as part of the transformation programme.
- 4.6 A final list of the key income and savings projects that have been developed through the transformation programme and are now included in the proposed budget for 2016-17 as set out at Appendix 2. They amount to just over £3.5m.
- 4.7 The changes resulting from the savings would further reduce the council's overall capacity. However, they should not significantly impact the services that the public receive from the council for 2016-17. This further demonstrates the success of the council's ongoing approach to developing savings and income, particularly given that fact that the council has already delivered approximately £27m of recurring revenue savings over the last six years.
- 4.8 The overall package of proposed income and savings alongside all the other upward and downward budget movements and proposals within this report would result in a net reduction of £3.085m in 2016-17.

5. Budgetary resources

- 5.1 Expenditure in the General Fund is financed from both income within the budgetary requirement and from government grant and council tax within budgetary resources.

Diagram 5.1: Council income excluding benefit subsidy 2016-17



- 5.2 The total of £37.8m raised locally (through business rates, council tax and rents, fees and charges) amounts to 81% of this income, whilst the £8.7m of central government funding (RSG and other grants) amounts to 19%.

Table 5.3 Formula and other grants 2015/16 and 2016-17

	2015/16 £000s	2016-17 £000s	% change
Revenue Support Grant (RSG)	4,096	2,756	-33%
Business Rates	4,645	4,870	5%
Formula funding	8,741	7,626	-13%
New Homes Bonus	2,356	2,756	17%
Local Council Tax Support / Housing Benefit Administration Grant	1,227	1,071	-13%
Private Finance Initiative (PFI) Grant	1,429	1,429	0%
Other grants	503	671	33%
Total grant funding	14,256	13,553	-5%

- 5.3 Section 31 Business Rate Relief grant is given to offset reliefs which reduce the business rates income to the Council so is not included as a separate grant.
- 5.4 In addition to the formula grant, the budgetary requirement is funded by council tax collected by the council. Any increase in the level of council tax is limited by referendum principles. For 2016-17 a 2% limit on increases was announced as part of the provisional settlement.

5.5 The draft budget proposals are based on an increase of 1.95%, and a rate of £244.01 per Band D property. The calculation of the recommended Council Tax Requirement and derivation of the Council Tax Precept are shown in Section 7.

6. Budgetary requirement – income and expenditure

6.1 To achieve a balanced budget, the total movements in the budgets must equal the movements in budgetary resources as shown in the MTFs. The following tables show the available budgetary resources for 2016-17 and the movements in budgets by Service Area proposed to maintain spend within available resources.

Table 6.1a: Budgetary resources 2016-17

	£000s
Formula funding 2015/16	(4,096)
Business rates 2015/16	(4,645)
Council tax 2015/16	(8,315)
Budgetary resources 2015/16	(17,056)
- Decrease in formula funding	1,340
+ Increase in business rates	(225)
+ Increase in council tax	(179)
+ Movement 2015/16 to 2016-17	935
= Formula funding 2016-17	(2,756)
= Business rates 2016-17	(4,870)
= Council tax 2016-17	(8,494)
= Budgetary resources 2016-17	(16,120)

Table 6.1b: Movement in budget requirement 2015/16 to 2016-17 by Service Area

	Base	Adj to Base	Inflation	Grants	Trans Savings /Income	Trans Growth	Transfers	Other	Total
Chief Executive	-	5	5	-	-	-	-	0	0
Chief Executive	-	5	5	-	-	-	-	0	0
Business Relationship Management	1,524	1,309	82	330	266	-	656	0	1,663
Finance	2,095	-	-	132	969	161	463	155	2,463
Procurement & Service Improvement	0	266	61	-	658	100	232	0	0
Democratic Services	292	14	16	-	22	103	-	0	375
Business Relationship Management	278	1,561	159	198	1,915	363	38	156	425
Communications & Culture	2,139	43	79	-	80	-	29	1	2,209
Customer Contact	93	22	70	-	93	-	77	0	61
Customers, Communication & Culture	2,046	21	149	-	173	-	106	1	2,148
Neighbourhood Housing	2,315	10	76	-	-	-	97	0	2,284
Neighbourhood Services	2,423	18	46	-	251	36	70	11	2,155
Citywide Services	10,056	74	228	-	346	63	128	9	9,790
Human Resources	1	12	8	-	15	20	-	0	0
Strategy & Programme Management	0	58	17	-	-	-	41	0	0
Strategy, People & Neighbourhoods	14,793	171	375	-	612	118	253	21	14,229
Regeneration & Development	-	8	8	-	-	-	-	0	0
City Development	1,214	254	260	-	791	617	38	3	1,417
Planning	1,448	11	113	-	195	45	36	37	1,327
Property Services	262	196	6	-	-	4	183	-	259
Environmental Strategy	-	20	5	-	25	-	-	0	0
Regeneration & Development	496	448	391	-	1,011	666	109	35	168
Total	17,056	958	1,079	198	3,711	1,148	0	212	16,120

6.2 Movements in budget for each type are detailed in [Appendix 2](#).

6.3 The following table shows the proposed budget for 2016-17 analysed by type of expenditure or income (subjective group) compared to 2015/16.

Table 6.3: Proposed budget analysis 2016-17 by subjective group

Subjective group	Budget 2015/16 £000s	Budget 2016-17 £000s	Change £000s
Employees	17,381	17,832	451
Premises	9,209	9,573	364
Transport	272	273	1
Supplies & services	15,313	15,710	397
Third party payments (shared services)	7,531	7,081	(450)
Transfer payments	68,534	63,724	(4,810)
Capital financing	3,526	3,372	(154)
Recharge expenditure	18,178	16,649	(1,529)
Subtotal expenditure	139,944	134,214	(5,730)
Government grants	(73,277)	(69,682)	3,595
Receipts	(24,454)	(24,384)	70
Recharge income	(25,157)	(24,028)	1,129
Subtotal income	(122,888)	(118,094)	4,794
Total Budgetary Requirement	17,056	16,120	(936)

7. Council tax & precept

7.1 The following table shows the calculation of the level of council tax with the recommended increase of 1.95%

Table 7.1: Council Tax calculation 2016-17

	No.	£
Budgetary requirement		16,120,453
- Formula grant		-2,755,714
- NNDR Distribution		-4,870,113
= Council tax requirement		8,494,626
- Surplus on collection fund		-119,715
= Council tax precept		8,374,911
Band D Equivalent properties	34,322	
Council tax (Band D)		244.01

7.2 The following table shows the impact of the proposed increase for each council tax band on the Norwich City Council share of total council tax. The full proposed new council tax will be set once we have confirmation

from Norfolk County Council and the Office of the Police and Crime Commissioner for Norfolk on any increases they may apply for 2016-17. The figures shown will be reduced, for qualifying council tax payers, by the council's discount scheme which replaced the council tax benefit system.

Table 7.2: Council tax increases 2015/16 to 2016-17, Bands A to H

Band	A	B	C	D	E	F	G	H
2015/16	£159.56	£186.15	£212.75	£239.34	£292.53	£345.71	£398.90	£478.68
Increase	£3.11	£3.63	£4.15	£4.67	£5.71	£6.75	£7.78	£9.34
2016-17	£162.67	£189.79	£216.90	£244.01	£298.23	£352.46	£406.68	£488.02

8. Report by the Chief finance officer on the robustness of estimates, reserves and balances

- 8.1 Section 25 of the Local Government Act 2003 requires that the Chief finance officer of the council reports to members on the robustness of the budget estimates and the adequacy of council's reserves. The Chief finance officer is required to provide professional advice to the council on the two above matters and is expected to address issues of risk and uncertainty.
- 8.2 The main driver to achieve savings in the current budget round has been the council's transformation programme. This has been subject to rigorous review by both members and officers and is directly linked to the service planning process ensuring a strong link between the council's priorities and the financial resources available to deliver them. As with all future estimates there is a level of uncertainty and this has been taken into account when assessing the levels of reserves.
- 8.3 There are risks around the level of unavoidable expenditure and income loss. Historically this has been in excess of £1 million per annum. Both the identification and estimation of these amounts has been included within the council's ongoing transformation programme for the next three years. However, it should be noted that the level of uncertainty surrounding estimates increases as they relate to periods further into the future.
- 8.4 There are also risks around future grant and business rates incomes. In particular, there is significant uncertainty around the future of the New Homes Bonus grant which is currently the subject of a consultation on its future. There is also uncertainty over business rates income going forward with the move to 100% retention of business rates by Local Government by 2020. This will bring with it risks and uncertainties particularly those associated with changes in the economic climate and uncertainties from the appeals system for business rates.
- 8.5 Allowing for the above comments on uncertainty it is the opinion of the Chief finance officer that in the budgetary process all reasonable steps have been taken to ensure the robustness of the budget. Further comfort is taken from the record of the council in managing and delivering to budget in year.
- 8.6 A key mitigation for expenditure/income risks is the Chief finance officer's estimate of a prudent level of reserves. An amount has been built into the

prudent level of reserves to cover estimated levels of risk, as set out in [Appendix 3](#).

- 8.7 The requirement for financial reserves is acknowledged in statute. Section 32 of the Local Government Finance Act 1992 requires billing authorities in England and Wales to have regard to the level of reserves needed for meeting estimated future expenditure when calculating the budget requirement.
- 8.8 It is the responsibility of the Chief finance officer to advise local authorities about the level of reserves that they should hold and to ensure that there are clear protocols for their establishment and use. Reserves should not be held without a clear purpose.
- 8.9 The council holds two types of general fund reserves:
- The general fund is a working balance to cushion the impact of uneven cash flows. The reserve also acts as a contingency that can be used in year if there are unexpected emergencies, unforeseen spending or uncertain developments and pressures where the exact timing and value is not yet known and/or in the Council's control. The reserve also provides cover for grant and income risk.
 - The earmarked general fund is set aside for specific and designated purposes or to meet known or predicted liabilities e.g. insurance claims.
- 8.10 Earmarked reserves remain legally part of the general fund although they are accounted for separately.
- 8.11 A risk assessment has been undertaken to determine the level of non-earmarked general reserves required by the council. In making a recommendation for the level of reserves the Chief finance officer has followed guidance in the CIPFA LAAP Bulletin 77 – Guidance notes on Local Authorities Reserves and Balances. The risk analysis shows that a prudent minimum level of reserves for 2015/16 will be of the order of £4.273m as shown in [Appendix 3](#).
- 8.12 The following table shows that the anticipated level of balances will remain above this prudent minimum level for the duration of the medium term planning period.

Table 8.11: Estimated general fund balance through the MTFS period

Year ending	£000s
31 March 2016	11,026
31 March 2017	9,155
31 March 2018	7,441
31 March 2019	5,745
31 March 2020	5,190
31 March 2021	5,104

9. Capital resources 2016-17 – 2020-21

- 9.1 The council owns and maintains a range of assets. Major investment in these assets is funded from the capital programme. In turn the capital programme is resourced, in part, by the income received from the disposal of surplus assets.
- 9.2 In June 2011 the council adopted an asset management strategy that established a framework for the maintenance and improvement of assets that meet the needs of the organisation. Underperforming assets, particularly those retained for investment purposes, will be released to provide a receipt for future investment in the capital programme. The key requirements of the strategy are to optimise the existing portfolio (by establishing a rigorous process for review); to prioritise investment in the portfolio to support income generation and cost reduction; to rationalise office accommodation and to work in partnership with others to attract third party funding to bring forward development on council owned sites (e.g. the use of section 106 funding or the HCA development partnership).
- 9.3 The following table shows the total non-housing capital resources and their application anticipated over the duration of the capital programme:

Table 9.3: Capital resources 2016-17 – 2020-21

Non-housing capital resources	2016-17 £000s	2017/18 £000s	2018/19 £000s	2019/20 £000s	2020- 21 £000s
S106 Balances b/f	(1,516)	(910)	(1,480)	(1,650)	(1,825)
S106 Forecast resources arising	(183)	(653)	(170)	(175)	0
S106 Forecast resources utilised (ongoing works)	595	0	0	0	0
S106 Forecast resources utilised (proposed)	193	84	0	0	0
Total S106 Resources	(910)	(1,480)	(1,650)	(1,825)	(1,825)
CIL Balances b/f	(541)	(289)	(488)	(789)	(1,172)
CIL Forecast resources arising	(1,361)	(1,259)	(1,909)	(2,425)	(3,017)
CIL Forecast resources utilised (contribution to pool)	1,513	1,060	1,608	2,042	2,541
CIL Forecast resources utilised (ongoing neighbourhood schemes)	60	0	0	0	0
CIL Forecast resources utilised (proposed neighbourhood schemes)	40	0	0	0	0
Total CIL Resources	(289)	(488)	(789)	(1,172)	(1,648)
GNGP Balances b/f	0	0	0	0	0
GNGP Forecast resources arising	(381)	(615)	0	0	0
GNGP Forecast resources utilised (ongoing works)	81	0	0	0	0
GNGP Forecast resources utilised (proposed)	300	615	0	0	0
Total GNGP Resources	0	0	0	0	0
CCAG2 Balances b/f	(502)	0	0	0	0
CCAG2 Forecast resources arising	(4,343)	(3,521)	0	0	0
CCAG2 Forecast resources utilised (ongoing works)	357	0	0	0	0
CCAG2 Forecast resources utilised (proposed)	4,488	3,521	0	0	0
Total CCAG2 Resources	0	0	0	0	0
Anticipated balance b/f	(1,248)	0	0	0	0
Forecast resources arising - borrowing	(24,373)	(10,151)	(6,644)	0	0
Forecast resources arising - grants	(122)	(1,185)	(390)	(1,010)	(1,415)
Forecast resources arising - receipts	(1,795)	(1,300)	(515)	(465)	(450)
Forecast resources utilised (ongoing works)	4,102	0	0	0	0
Forecast resources utilised (proposed)	23,435	12,635	7,549	1,475	1,865
Total other capital resources	0	0	0	0	0
Total non-housing capital resources	(1,199)	(1,967)	(2,438)	(2,996)	(3,473)

9.4 The forecast level of resources from asset disposal receipts, Section 106 payments and CIL payments should be regarded with some caution, as they are based upon estimates and are therefore not guaranteed.

9.5 Shortfalls against these targets will be managed by continuing the council's policy of not committing spend against forecast resources until the resources materialise, alongside consideration of further use of borrowing where the associated revenue costs are manageable.

9.6 Anticipated borrowing covers mainly costs associated with Threescore phase 2, construction of a homelessness hostel, Hurricane Way development and other asset for investment schemes expected to generate revenue income in excess of the borrowing costs. Individual business cases will be required for each of these schemes to demonstrate that income streams will cover capital and borrowing costs before the schemes go ahead.

10. Capital programme 2016-17 to 2020-21

10.1 The following table summarises the proposed capital programme and resources, based on capital expenditure supporting the Asset Management Plan and the forecast non-housing capital resources.

Table 10.1: Capital programme 2016-17 – 2020-21

Non-housing capital programmes	2016-17 £000s	2017/18 £000s	2018/19 £000s	2019/20 £000s	2020-21 £000s
General capital	23,435	12,635	7,549	1,475	1,865
Section 106 schemes	193	1,109	905	-	-
Community Infrastructure Levy	1,553	1,060	1,608	2,042	2,541
GNGP Strategic Pool Schemes	300	615	0	0	0
City Cycle Ambition Group 2	4488	3521	0	0	0
Total expenditure	29,969	18,940	10,062	3,517	4,406
S106	193	1,109	905	0	0
CIL Funding	1,553	1,060	1,608	2,042	2,541
GNGP Funding	300	615	0	0	0
Other capital resources	27,923	16,156	7,549	1,475	1,865
Total resources applied	29,969	18,940	10,062	3,517	4,406
Total non-housing capital programme	0	0	0	0	0

10.2 All risks relating to the resourcing and delivery of the capital programme are identified and managed in accordance with the council's risk management strategy

10.3 The table below out the elements making up the proposed detailed capital programme 2016-17 to 2020-21, over and above existing programme items rolling forward.

Table 10.3: Non-Housing Capital Programmes 2016-17 – 2020-21

Scheme	2016-17 £000s	2017/18 £000s	2018/19 £000s	2019/20 £000s	2020-21 £000s
Asset Investment for income*	5,000	-	-	-	-
CCTV replacement	250	-	-	-	-
Community asset transfer	10	20	-	-	-
Community shop	30	70	-	-	-
Customer centre redesign	70	405	-	-	-
Earlham Cemetery Roadway Improvements	-	60	-	-	-
Energy saving lighting	10	10	10	10	15
Homelessness hostel*	1,000	-	-	-	-
Hurricane Way*	1,098	2,051	-	-	-
Investment for regeneration*	250	-	-	-	-
IT Investment Fund	400	400	400	400	400
Major Repairs 2016-17 Castle	100	30	-	-	-
Major Repairs 2016-17 Community Centres	40	-	-	-	-
Major Repairs 2016-17 Investment Portfolio	130	-	-	-	-
Major Repairs 2016-17 NAIE	40	-	-	-	-
Major Repairs 2016-17 Provision Market Toilets Upgrade	75	100	-	-	-
Major Repairs 2016-17 Rolling Programme Items	75	-	-	-	-
Major Repairs Carry Forward	-	-	-	-	-
Mile Cross promenade	-	25	150	-	-
Mountergate west phase 2 - housing*	-	6,614	6,614	-	-
MUGA Renewal	-	80	75	65	50
New Build - Goldsmith Street (private investment)*	2,717	271	30	-	-
Park depots	25	135	40	-	-
Parking Management System	90	-	-	-	-
Private Rental Pilot*	500	-	-	-	-
Replacement fleet of vehicles*	3,500	-	-	-	-
Riverside Walk adj NCFC	100	-	-	-	-
Sloughbottom Park artificial cricket surface	12	-	-	-	-
St Andrews defect repairs completion	150	-	-	-	-
St Giles MSCP refurbishment*	275	820	-	-	-
The Halls repairs project	260	-	-	-	-
The Halls refurbishment project	-	1,045	-	-	-
Threescore Phase 2*	5,717	-	-	-	-
Threescore infrastructure*	222	-	-	-	-
Threescore phase 3*	500	-	-	-	-
Tombland southern square public realm transformation	-	-	100	1,000	1,400
Traveller Site*	789	394	-	-	-
Wensum riverside walk (Fye Bridge to Whitefriars)	-	20	130	-	-
William Booth Street	-	85	-	-	-
Total General Capital Projects	23,435	12,635	7,549	1,475	1,865

* Indicates schemes anticipated to be funded by borrowing

Scheme	2016-17 £000s	2017/18 £000s	2018/19 £000s	2019/20 £000s	2020-21 £000s
CCAG2 Blue Cringleford to Sprowston	1,622	1,911	-	-	-
CCAG2 Yellow Lakenham to Airport	2,866	1,610	-	-	-
Total City Cycle Ambition Group 2	4,488	3,521	-	-	-
CIL Contribution Strategic Pool	1,513	1,060	1,608	2,042	2,541
CIL Neighbourhood projects	40	-	-	-	-
Total Community Infrastructure Levy	1,553	1,060	1,608	2,042	2,541
GNGP Bowthorpe Crossing	150	-	-	-	-
GNGP Earham Millenium Green	-	-	-	-	-
GNGP Heathgate Pink Pway	150	-	-	-	-
GNGP Marriotts Way	-	365	-	-	-
GNGP Wensum Strategy Phase 1	-	250	-	-	-
Total Greater Norwich Growth Project	300	615	-	-	-
S106 Bowthorpe Bus Link	-	-	-	-	-
S106 Bowthorpe Southern Park	-	-	-	-	-
S106 BRT & Cycle Thorpe Road	-	-	-	-	-
S106 Castle Green	-	95	905	-	-
S106 Chapelfield Gardens	-	-	-	-	-
S106 Eaton Green Play Area	12	-	-	-	-
S106 Green Infrastructure N City	5	-	-	-	-
S106 Hurricane Way	-	-	-	-	-
S106 Livestock Market cycle & walk	53	-	-	-	-
S106 Midland Street	-	-	-	-	-
S106 Mile Cross Gardens	12	1,000	-	-	-
S106 Taylors Lane Connector	-	14	-	-	-
S106 The Runnel	-	-	-	-	-
S106 UEA CPZ Extension	52	-	-	-	-
S106 Wensum View	6	-	-	-	-
S106 Westlegate Public Realm	52	-	-	-	-
S106 Wooded Ridge	-	-	-	-	-
Total Section 106	193	1,109	905	-	-
Total non-housing capital programme 2016-17	29,969	18,940	10,062	3,517	4,406

11. Progress in reducing the council's carbon footprint

- 11.1 Previously information on progress in reducing the council's carbon footprint has been included in the budget report. However, this information is now reported through a range of different mechanisms and is also published at all times on the council's website at www.norwich.gov.uk/Environment/EcolIssues/Pages/CarbonFootprintReport.aspx

Integrated impact assessment



NORWICH
City Council

The IIA should assess **the impact of the recommendation** being made by the report

Report author to complete

Committee:	Cabinet
Committee date:	3 February 2016
Head of service:	Justine Hartley, Chief finance officer
Report subject:	General Fund Budget & Capital Programme 2016-17
Date assessed:	16 January 2016
Description:	This integrated impact assessment covers the proposed general fund budget, capital programme and council tax for 2016-17

	Impact			
Economic (please add an 'x' as appropriate)	Neutral	Positive	Negative	Comments
Finance (value for money)	<input type="checkbox"/>	<input checked="" type="checkbox"/>	<input type="checkbox"/>	The recommendations of the report will secure continuing value for money in the provision of services to council tax payers and other residents of the city
Other departments and services e.g. office facilities, customer contact	<input checked="" type="checkbox"/>	<input type="checkbox"/>	<input type="checkbox"/>	
ICT services	<input checked="" type="checkbox"/>	<input type="checkbox"/>	<input type="checkbox"/>	
Economic development	<input checked="" type="checkbox"/>	<input type="checkbox"/>	<input type="checkbox"/>	
Financial inclusion	<input checked="" type="checkbox"/>	<input type="checkbox"/>	<input type="checkbox"/>	
Social (please add an 'x' as appropriate)	Neutral	Positive	Negative	Comments
Safeguarding children and adults	<input checked="" type="checkbox"/>	<input type="checkbox"/>	<input type="checkbox"/>	
<u>S17 crime and disorder act 1998</u>	<input checked="" type="checkbox"/>	<input type="checkbox"/>	<input type="checkbox"/>	
Human Rights Act 1998	<input checked="" type="checkbox"/>	<input type="checkbox"/>	<input type="checkbox"/>	
Health and well being	<input checked="" type="checkbox"/>	<input type="checkbox"/>	<input type="checkbox"/>	

Equality and diversity (please add an 'x' as appropriate)	Neutral	Positive	Negative	Comments
Relations between groups (cohesion)	<input checked="" type="checkbox"/>	<input type="checkbox"/>	<input type="checkbox"/>	
Eliminating discrimination & harassment	<input checked="" type="checkbox"/>	<input type="checkbox"/>	<input type="checkbox"/>	
Advancing equality of opportunity	<input checked="" type="checkbox"/>	<input type="checkbox"/>	<input type="checkbox"/>	
Environmental (please add an 'x' as appropriate)	Neutral	Positive	Negative	Comments
Transportation	<input checked="" type="checkbox"/>	<input type="checkbox"/>	<input type="checkbox"/>	
Natural and built environment	<input type="checkbox"/>	<input checked="" type="checkbox"/>	<input type="checkbox"/>	The proposed capital programme will provide for improvements to the council's assets and the surrounding environment
Waste minimisation & resource use	<input checked="" type="checkbox"/>	<input type="checkbox"/>	<input type="checkbox"/>	
Pollution	<input checked="" type="checkbox"/>	<input type="checkbox"/>	<input type="checkbox"/>	
Sustainable procurement	<input checked="" type="checkbox"/>	<input type="checkbox"/>	<input type="checkbox"/>	
Energy and climate change	<input type="checkbox"/>	<input checked="" type="checkbox"/>	<input type="checkbox"/>	The proposed capital programme will provide for improvements in thermal and carbon efficiency

(Please add an 'x' as appropriate)	Neutral	Positive	Negative	Comments
Risk management	<input type="checkbox"/>	<input checked="" type="checkbox"/>	<input type="checkbox"/>	The risks underlying the proposed budgets, council tax and capital programme have been assessed and prudent provision made for the financial consequences of those risks both within the budgets and the recommended prudent minimum level of general fund reserves
Recommendations from impact assessment				
Positive				
None				
Negative				
None				
Neutral				
None				
Issues				
None				

Consultation responses on the proposed budget for 2016-17

A total of **250** people took part in the consultation online and around **10** people completed printed forms.

The results

QA1a: Do you have any suggestions about how the council can generate additional income or save money?

Top suggestions

Cut spending on cycle lanes, roads; criticism of transport schemes	18
Sharing services with other councils, more partnership working	10
Raise council tax	10
Hire out parks for concerts, weddings, other events	6
Stop producing <i>Citizen</i>	5
Reduce the number of councillors	5
Reduce councillors' expenses	5
Scrap our fireworks display	4

QB1a: To what extent do you support the council raising its share of council tax by 1.95 per cent in 2016-17 and using that money to protect key services in the future?

Strongly agree	48.75%
Slightly agree	19.17%
Neither agree nor disagree	6.67%
Slightly disagree	1.67%
Strongly disagree	22.50%
Don't know	1.25%

(240 responses)

So **67.92%** agreed and **24.17%** disagreed.

QC1a: Do you agree the council should continue to increase 'applicable amounts' for the CTRS to protect claimants?

Yes	55.61%
No	44.39%

(205 responses)

QC1b: If so, should we increase these 'applicable amounts' by any percentage increase in council tax for the year?

Yes	63.74%
-----	--------

No 36.26%

(171 responses)

QC2: Do you agree we should retain this 'family premium' in the 'applicable amounts' for CTRS for both new and old claimants to protect claimants?

Yes 52.79%

No 47.21%

(197 responses)

QC3: Do you agree we should continue to backdate CTRS for six months to protect claimants?

Yes 46.46%

No 53.54%

(198 responses)

APPENDIX 2

Movements in budget 2016-17 by type

Table A2.1: Adjustments to base budgets

Adjusted Base / Transfers	£000s
Change to the GF contribution to/from reserves (per MTFs)	834
Increase to contingency	250
Changes to non-central departmental recharge changes	-96
Changes to Central Departmental Support recharges	27
Removal of unrequired credit budget	55
Total Adjusted Base / Transfers	1070

Table A2.2: Growth and Inflation

Growth & Inflation	£000s
Contract/expenditure inflation	346
Staff salary inflation and increments	409
Pension added years inflationary adjustment and deficit inflationary adjustment	215
Living Wage inflation for contracted staff	109
Total Growth and Inflation	1,079

Table A2.3: Grant Changes

Grant changes	£000s
Increase in New Homes Bonus	-400
Reduction in Housing Benefit Admin Grant (£131k matched by reduction in expenditure relating to transfer of Fraud Team to DWP).	156
Removal of New Burdens grant for Local Council Tax Support	46
Total Grant Changes	-198

Table A2.4: Transformation Savings/Income

Transformation Savings/Income	£000s
Change to Minimum Revenue Provision policy	-769
Review of LGSS approach across all areas	-400
Review of neighbourhood model and approach	-251
Additional income from the replacement of Rose Lane car park with a new multi storey car park	-222

Transformation Savings/Income	£000s
Reduction in ICT development budget	-200
Interest income on loan to Housing Development company - Threescore phase 2	-200
Net impact of increased planning activity, efficiency and income	-175
Additional car park income from existing sites	-175
Reduction in repairs expenditure (one-off) (corresponding growth item)	-116
Amendments to the refuse contract - following award of materials recycling contract savings on separate glass collections	-50
Higher income projection for NPS Norwich Ltd joint ventures	-80
Adjustment to financing budget to reflect current income levels	-80
Capitalised fee income associated with increased capital programme (corresponding growth item)	-75
Review recharging for capital projects: recharge existing staff time in strategic housing and growth and regeneration to programmed capital projects	-70
Increase in cemetery fees	-67
Business process review and implementation of mobile working efficiencies across services	-60
Review of fees and charges for waste and recycling services	-50
Planned completion of memorial testing programme	-49
Review of sports development including the Norman Centre and the Halls	-35
Additional licensing income	-26
Carbon management programme	-25
Full review of fees and charges across the council and creation of central register informed by benchmarking	-24
Review of tourism development and tourist Information centre including on-line selling	-20
Further savings from CNC building control	-20
Review of NP Law spend	-20
Savings on stationery and subscriptions	-20
Redesign of the communications function to meet the needs of the council as we move forward with channel shift	-15
Reduction in learning and development spend in line with reducing organisation	-15
Create single tree function within the council	-15
Improved GF portfolio rental performance	-14
Increase charges for allotments leading to cost recovery over three years	-1
Appendix 5 items	-372
	-3,711

Table A2.5: Transformation Growth

Transformation Growth	£000s
Housing Benefits Public Sector rent rebates	123
Increasing cost of GF asset maintenance	116
Business rates on land at Mile Cross - delay in implementation of saving	106
Growth in democracy costs	103
Loss of rental income due to disposals	86
Increase staffing in Design and Landscape and Highways sections to meet increased cycle ambition and NATS LGF funding	75
Loss of profit share from Norse building	70
Decrease in income due to downturn in recycling markets	63
Additional business rates on Rose Lane car park	46
Increase in costs due to reviews of planning policy documents	45
Increase in General Fund share of debt management expenses	38
Salary adjustment to Neighbourhood Services budgets	36
Airport Industrial Estate	36
Increased capacity for economic development	35
Housing Improvement Agency	25
Anticipated loss of Supporting People funding	25
Reduction in miscellaneous Training & Development income	20
Appendix 5 items	100
Total Transformation Growth	1,148

Table A2.6: Other Savings/Income

Other Savings/Income	£000s
Transfer of Fraud function to DWP (linked to reduction in Admin Grant)	-131
Additional Income (individually under £10k)	-73
Reduction in loan interest	-112
Savings (individually under £10k)	-15
Growth (individually under £10k)	7
Total Other Savings/Income	-324

APPENDIX 3

Calculation of prudent minimum balance

Estimate of prudent level of General Fund reserves 2016-17				Page 1/2
<u>Description</u>	<u>Level of risk</u>	<u>Amount at risk</u>	<u>Risk</u>	
Employee Costs	<i>Medium</i>	17,832,438	35,665	
Premises Costs	<i>Medium</i>	9,573,451	35,900	
Transport Costs	<i>Medium</i>	272,578	1,533	
Supplies & Services	<i>Medium</i>	15,823,698	237,355	
Third Party Payments	<i>Medium</i>	7,081,183	53,109	
Transfer Payments	<i>Medium</i>	63,724,021	191,172	
Centrally Managed Expenditure	<i>Medium</i>	1,121,913	33,657	
Receipts	<i>Medium</i>	-24,384,384	128,018	
Grants & Contributions	<i>Low</i>	-69,681,518	104,522	
Total One Year Operational Risk			820,933	
Allowing three years cover on operational risk			2,462,798	
Balance Sheet Risks				
Issues arising from Annual Governance Report	0	@	100%	0
General & Specific Risks				
Unforeseen events	2,000,000	@	50%	1,000,000
Legal action – counsels’ fees	100,000	@	100%	100,000
Council Tax Reduction	700,000	@	10%	70,000
Business Rates retention	500,000	@	100%	500,000
Litigation / claims	700,000	@	20%	140,000
ESTIMATED REQUIRED LEVEL OF GENERAL FUND RESERVES				4,272,798

Operational cost risk profiles

Page
2/2

		<i>Low Risk</i>	<i>Med Risk</i>	<i>High Risk</i>
Employee Costs	overspend probability amount at risk	1.00% 15.0% 26,749	2.00% 10.0% 35,665	3.00% 5.0% 26,749
Premises Costs	overspend probability amount at risk	2.50% 10.0% 23,934	5.00% 7.5% 35,900	7.50% 5.0% 35,900
Transport Costs	overspend probability amount at risk	5.00% 10.0% 1,363	7.50% 7.5% 1,533	10.00% 5.0% 1,363
Supplies & Services	overspend probability amount at risk	5.00% 20.0% 158,237	10.00% 15.0% 237,355	15.00% 10.0% 237,355
Third Party Payments	overspend probability amount at risk	5.00% 10.0% 35,406	10.00% 7.5% 53,109	15.00% 5.0% 53,109
Transfer Payments	overspend probability amount at risk	1.00% 25.0% 159,310	2.00% 15.0% 191,172	3.00% 10.0% 191,172
Centrally Managed Expenditure	overspend probability amount at risk	10.00% 20.0% 22,438	20.00% 15.0% 33,657	30.00% 10.0% 33,657
Receipts	shortfall probability amount at risk	2.00% 25.0% 121,922	3.50% 15.0% 128,018	5.00% 10.0% 121,922
Grants & Contributions	shortfall probability amount at risk	1.00% 15.0% 104,522	1.50% 10.0% 104,522	2.00% 5.0% 69,682

General fund revenue budget and capital programme 2016-17 – Statutory Council Tax Resolution

The Council is recommended to resolve as follows:

1. That the Chief finance officer has estimated the Council Tax Base 2016-17 for the whole Council area as 34,322 [Item T in the formula in Section 31B of the Local Government Finance Act 1992, as amended (the 'Act')] and,
2. To calculate that the Council Tax requirement for the Council's own purposes for 2016-17 (excluding Parish precepts) is £8,374,911
3. That the following amounts be calculated for the year 2016-17 in accordance with Sections 31 to 36 of the Act:
 - (a) £216,581,878 being the aggregate of the amounts which the Council estimates for the items set out in Section 31A(2) of the Act taking into account all precepts issued to it by Parish Councils.
 - (b) £208,206,967 being the aggregate of the amounts which the Council estimates for the items set out in Section 31A(3) of the Act.
 - (c) £8,374,911 being the amount by which the aggregate at 3(a) above exceeds the aggregate at 3(b) above, calculated by the Council in accordance with Section 31A(4) of the Act as its Council Tax requirement for the year. (Item R in the formula in Section 31A(4) of the Act)
 - (d) £244.01 being the amount at 3(c) above (Item R), all divided by Item T (2 above), calculated by the Council, in accordance with Section 31B of the Act, as the basic amount of its Council Tax for the year (including Parish precepts).
 - (e) 0 being the aggregate amount of all special items (Parish precepts) referred to in Section 34(1) of the Act.
 - (f) £244.01 being the amount at 3(d) above less the result given by dividing the amount at 3(e) above by Item T (1 above), calculated by the Council, in accordance with Section 34(2) of the Act, as the basic amount of its Council Tax for the year for dwellings in those parts of its area to which no Parish precept relates.
4. That it be noted that for the year 2016-17 the Norfolk County Council and the Police & Crime Commissioner for Norfolk have issued precepts to the Council, in accordance with Section 40 of the Local Government Finance Act 1992, for each category of dwellings in the Council's area as indicated in the table below.

Band	A	B	C	D	E	F	G	H
County	£793.86	£926.17	£1,058.48	£1,190.79	£1,455.41	£1,720.03	£1,984.65	£2,381.58
Police	£141.96	£165.62	£189.28	£212.94	£260.26	£307.58	£354.90	£425.88

5. That the Council, in accordance with Sections 30 and 36 of the Local Government Finance Act 1992, hereby sets the aggregate amounts shown in the tables below as the amounts of Council Tax for 2016-17 for each part of its area and for each of the categories of dwellings.

Band	A	B	C	D	E	F	G	H
City	£162.67	£189.79	£216.90	£244.01	£298.23	£352.46	£406.68	£488.02
County	£793.86	£926.17	£1,058.48	£1,190.79	£1,455.41	£1,720.03	£1,984.65	£2,381.58
Police	£141.96	£165.62	£189.28	£212.94	£260.26	£307.58	£354.90	£425.88
Total	£1,098.49	£1,281.58	£1,464.66	£1,647.74	£2,013.90	£2,380.07	£2,746.23	£3,295.48

6. To determine in accordance with Section 52ZB Local Government Finance Act 1992 that the Council's basic amount of Council Tax for 2016-17 is not excessive in accordance with principles approved by the Secretary of State under Section 52ZC.