

Report for Information

Report to	Norwich Highways Agency Committee 26 March 2009
Report of	Head of Transportation and Landscape
Subject	Highway Performance Monitoring of the Highways Agency Agreement

Item
15

Purpose

This report describes the performance of the Highways Agency Agreement, for the financial year 2008/2009 up to the end of February 2009. On-street parking statistics for the current financial year are now detailed in a separate report on this agenda.

Recommendations

That the Committee receives the available performance results, and notes that, generally, recent performance results for the 2008/2009 financial year compare reasonably well against targets.

Financial Consequences

Good performance affects local authorities' performance assessments (e.g. via the Local Transport Plan) and hence has a bearing on the levels of government funding available.

Strategic Objective/Service Priorities

The report helps to achieve the corporate priorities of a strong & prosperous City and aiming for excellence and the service plan priority to work with Norfolk County Council to develop and implement the Norwich Area Transportation Strategy and Norfolk Local Transport Plan.

Contact Officers

Clive Gristwood, Programme Manager

01603 213420

Background Documents

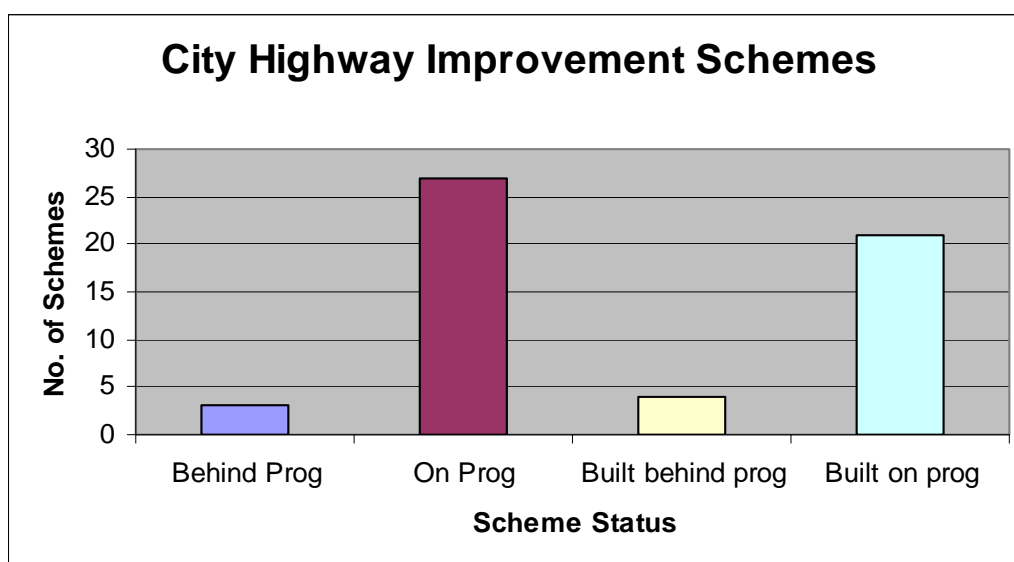
None

Background

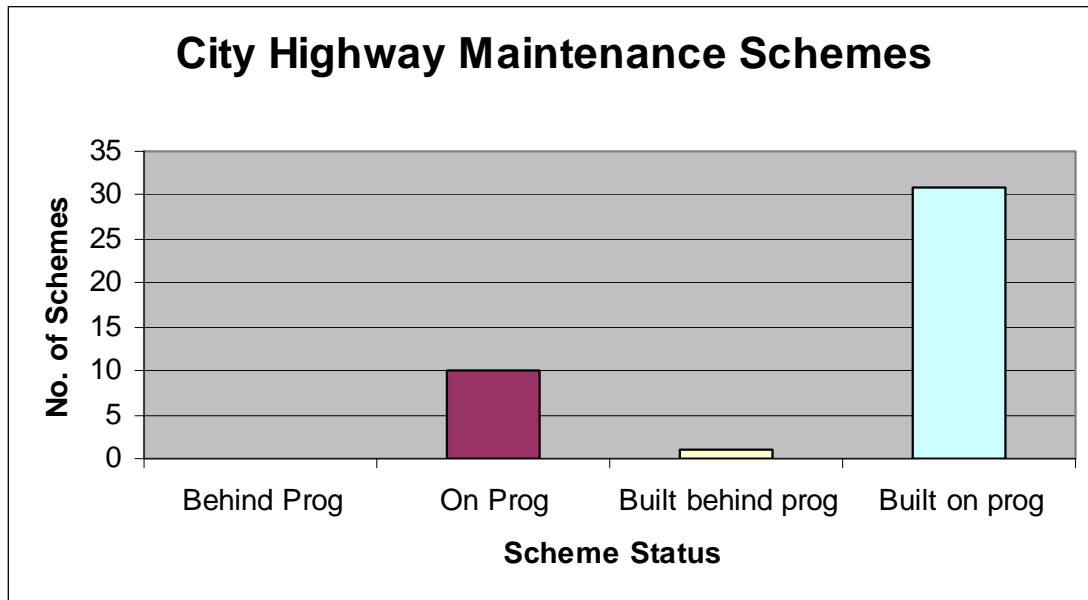
1. The City Council discharges highway duties in Norwich on behalf of the County Council, through an Agency Agreement. The action needed to support the Agency agreement is set out in the 2008/09 Business Plan, which provides for performance assessment.

Performance Monitoring of Agency Agreement

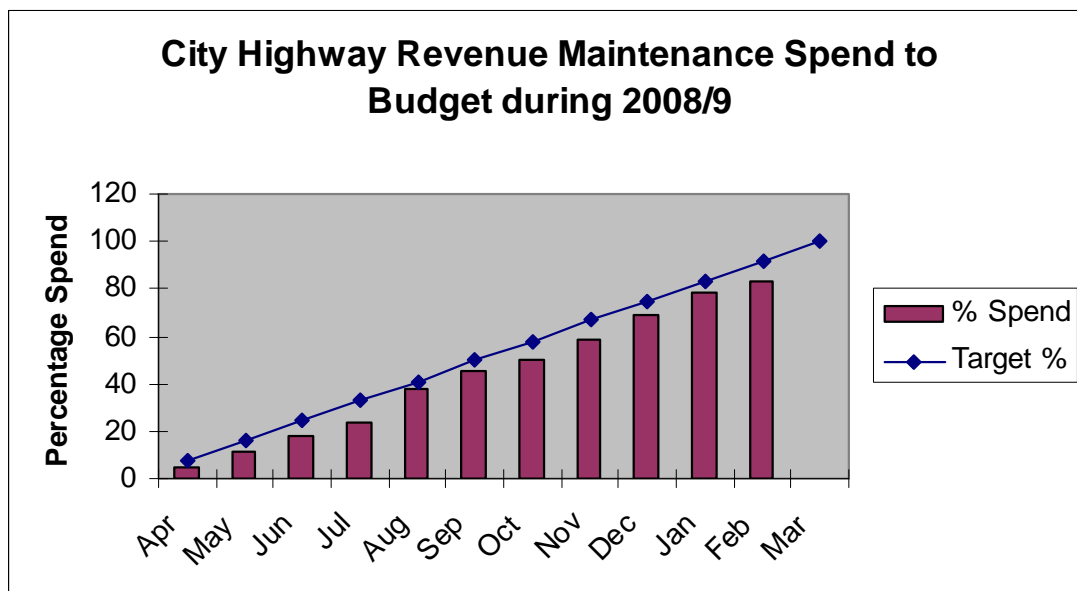
2. Details of performance data, any targets, and progress so far this year, summarised under the headings below. Delivery of programmes to targets and budgets/financial control. Works programmes are updated monthly, and progress against targets and budgets reported.
3. *Capital Improvement schemes:* There are 55 schemes in the 2008/2009 programme. Thirty-two are substantially complete at the end of February. All but 2 of the remaining schemes are on target at the end of February 2009. The local safety scheme at the junction of Earlham Road and Heigham Road is now to be implemented during the early part of next financial year and legal issues have prevented progress with work on upgrading Lakenham Way.



4. *Highways maintenance:* There were 42 schemes listed in the capital maintenance programme. Thirty-two schemes had been completed by the end of February. Approximately 83% of the highway maintenance revenue budget had been spent though this figure has been reduced by late invoicing by City Care due a retirement in their admin team. This issue will resolve itself over the next month. The recent freeze thaw weather conditions are putting pressure on both the Winter maintenance and patching elements of the highway maintenance revenue budget.



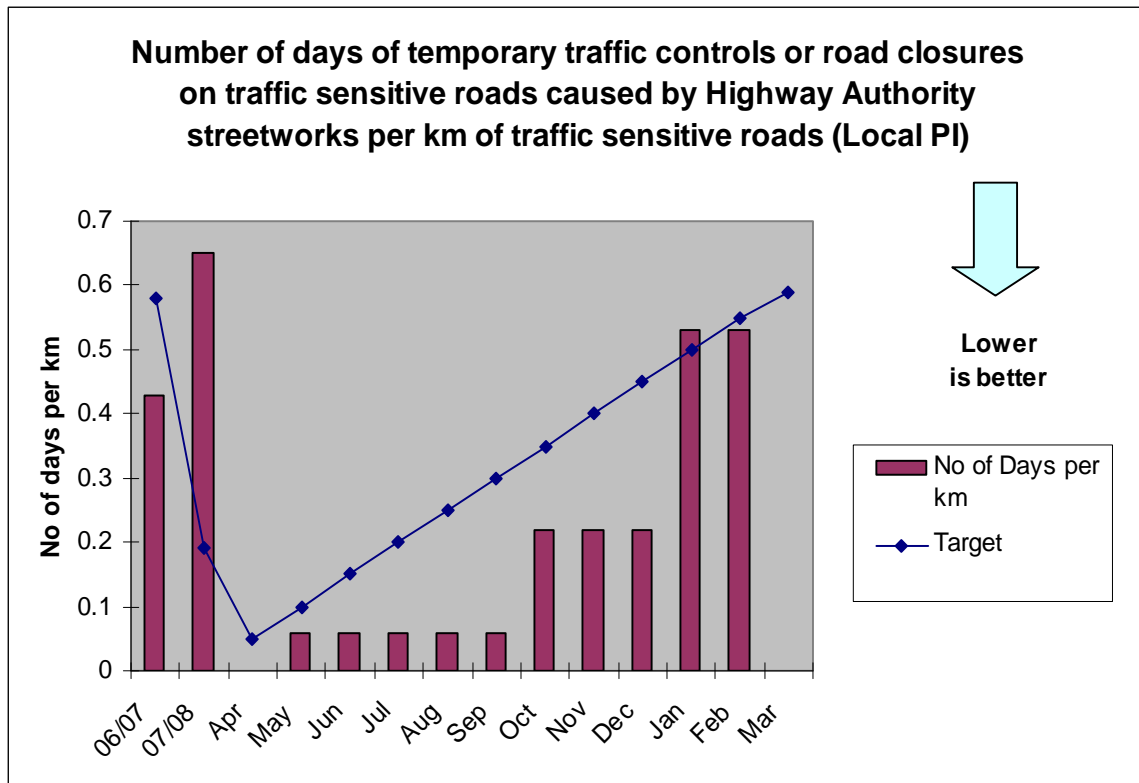
5.



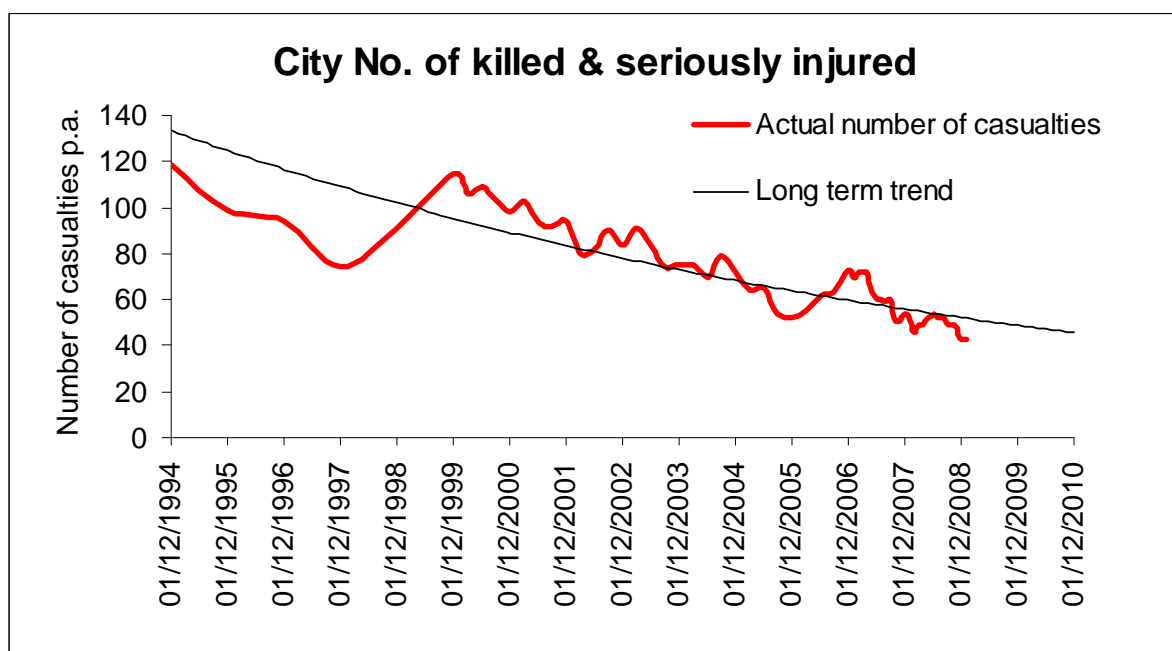
Compliance with standards, codes and procedures

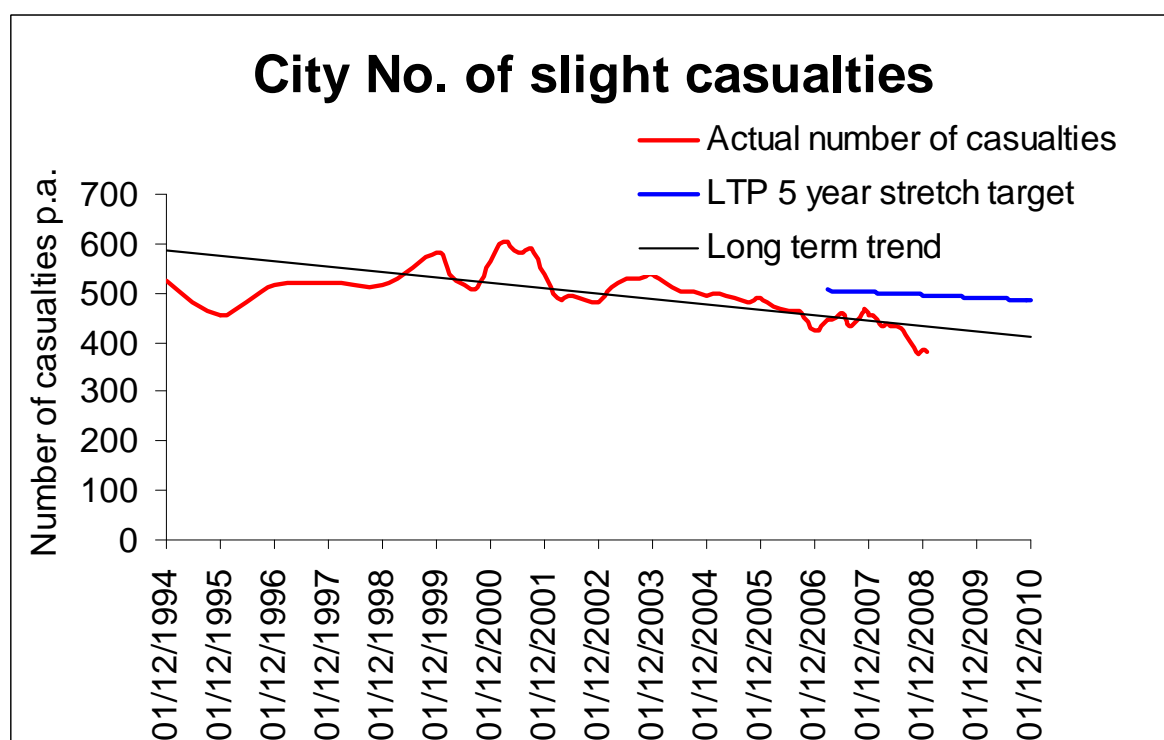
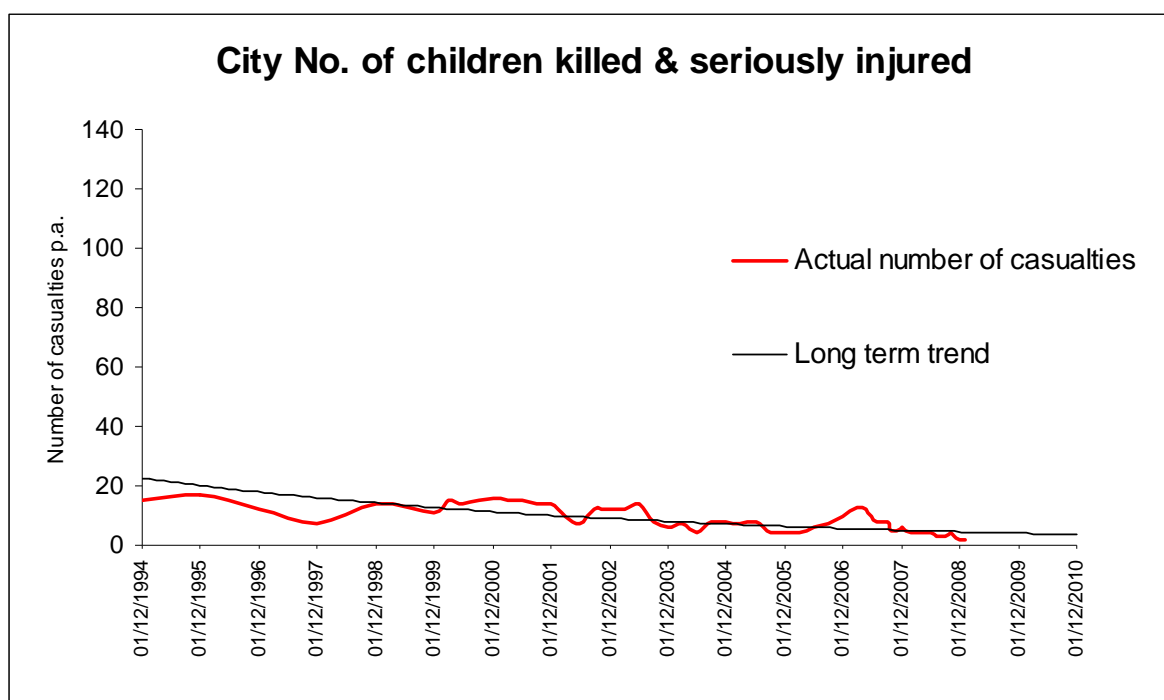
6. Data is collected monthly for a number of national “Best Value” Performance Indicators (BVPs).

- ‘Local PI (formerly BVPI 100) - Number of days temporary traffic controls or road closure on traffic sensitive roads caused by local authority roadworks per km of traffic sensitive road’ is 0.53 to the end of February 2009 (end of year figure for the City should be no greater than 0.59 for 2008/09) – see graph over the page.



- *'BVPI 165 – Percentage of pedestrian crossings with facilities for disabled people'* the City figure is currently 100%, this figure contributes to the overall County target by the end of 2008/2009. This target is set to remain at 100% for the City throughout 2008/2009
- *'BVPI 99 – Road accident casualty reduction'* – the figures for the City area show an improving trend in both the overall and child Killed and Seriously Injured (KSI). The combined Slight Injuries show a gradual improving trend.

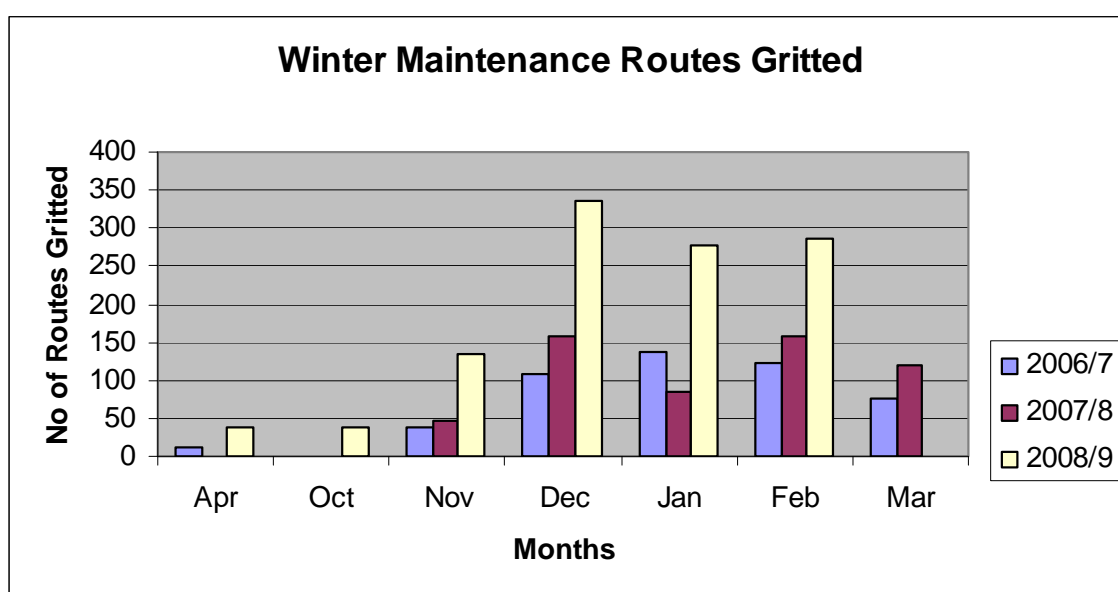




7. Data is also collected monthly for the following local performance indicators (LPIs) to contribute towards the County Council's Service Plans.

- *'The percentage of repairs to dangerous damage to roads which were carried out within 24 hours'* is 100% in the 2008/2009 financial year, (City/County target 100%). A cumulative total of 85 reports of dangerous damage to roads had been received up to the end of February.

- *'The percentage of repairs to dangerous damage to footways which were carried out within 24 hours'* is 100%, (City/County target 100%). A cumulative total of 53 reports of dangerous damage to footways were received by the end of February.
- *'The combined percentage of repairs to dangerous damage to roads and footways which were carried out within 24 hours'* is 100%, (City/County target 100%).
- *'Percentage of priority routes gritted within three hours of mobilization from the depot'* - The Winter maintenance season commenced in October 2008. Of the 1106 routes gritted during 2008/9, 1099 were completed within the 3 hour time limit. No overrun was by more than 30 minutes. Routes gritted within 3 hours are presently 99.4% (City/County target 100%).



- *'The percentage of highway material that was recycled by City Care'* by the end of February 2009 was 96.5%

Accident Claims

- The number of claims received and the settlement rate of claims for highway and personal injury claims are monitored.
 - *'Percentage of personal injury claims successfully defended'* is 79% for the claims settled to the end of February, (City/County target for 2008/9 is 75%). A total of 51 claims have been received in the 2008/2009 financial year. Of the 58 claims settled in the 2008/2009 financial year, 12 have resulted in payment.
 - *'Percentage of non personal injury claims successfully defended'* is 83% (City/County target for 2008/9 is 75%). Eleven claims have been made in the 2008/2009 financial year. Of the 6 claims that have been

settled in 2008/2009, 1 resulted in a payment being made.

