

## Report for Information

**Report to** Norwich Highways Agency Committee  
27 January 2011  
**Report of** Head of Transportation  
**Subject** On Street Parking Enforcement Monitoring Report

---

**Item**  
**11**

### Purpose

This report describes the performance of on-street parking enforcement for the financial year 2010/11 until the end of October 2010.

### Recommendations

That the Committee receives the available performance results and notes that income and issuing of penalty charge notices have continued at last years level. Permit income is up on the budgeted figure for the year. Please note the current surplus is based on spend to date however, I wish to draw to the committees attention that there are a number of major routine expenditure for machine and handheld maintenance due in December and January.

### Financial Consequences

The projected surplus for 2010/11 based on income to the end of December will be reported orally at the meeting.

### Strategic Objective/Service Priorities

The report helps to achieve the corporate priorities of a strong and prosperous city and cost consciousness and the service plan priority to manage financial risks associated with the provision of on-street parking enforcement.

### Contact Officers

Gary Hewett Parking Manager (operations)

01603 212453

### Background Documents

None

# Report

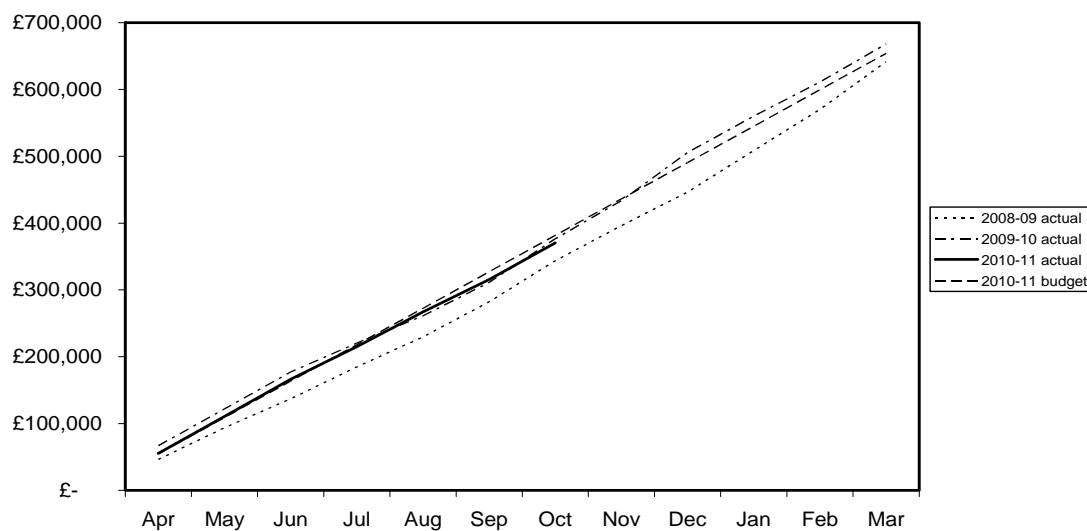
## Background

1. The City Council Parking Services carries out the parking enforcement in Norwich on behalf of the County Council, through an Agency Agreement. The action needed to support the Agency agreement is set out in the 2010/11 Transport Strategic Priority Plan, which provides for performance assessment.

## Performance Monitoring of Parking Enforcement

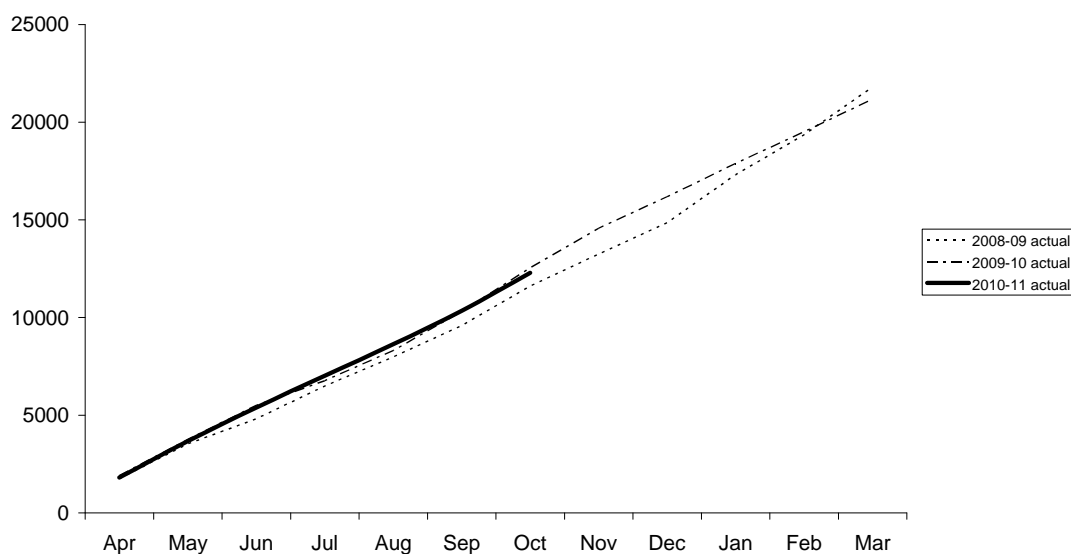
2. Penalty Charge Notice (PCN) income (see below): income is slightly less than the budget (-3%) and previous year out-turn income.

**On-street cumulative PCN income 2010/11**



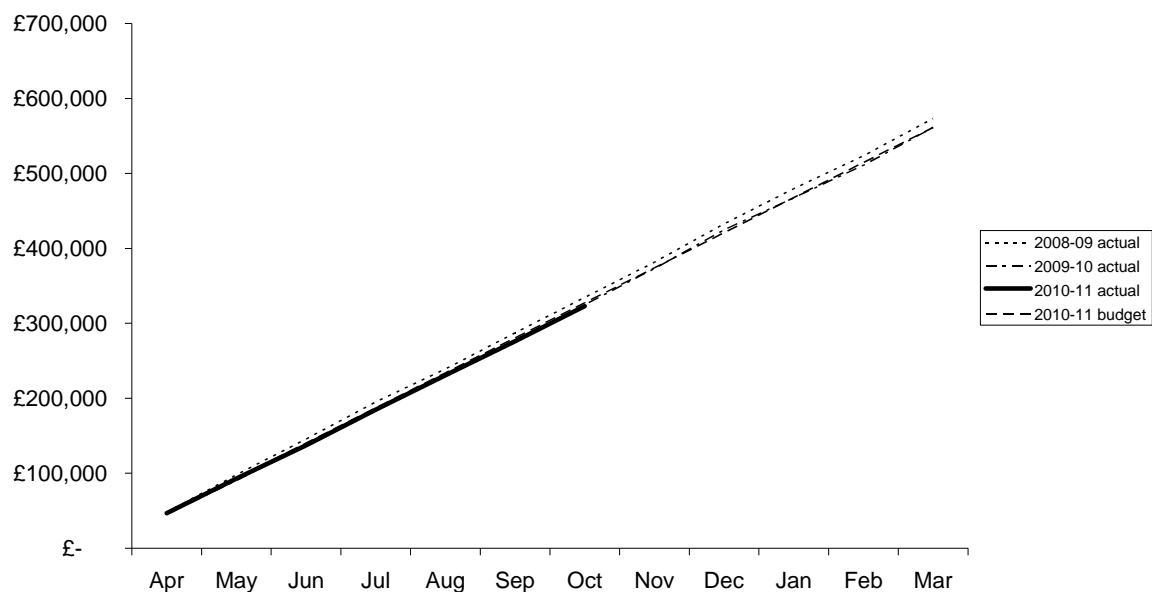
3. PCN tickets issued (see below): the number of on-street PCNs issued is very slightly below the levels issued in previous years.

**On-street cumulative PCN issued 2010/11**



4. On Street Pay and Display Income (see below): income is slightly less than budget (-1.3%) and previous year out-turn income

#### On-street cumulative pay and display income 2010/11



5. Residents Permit income (see below): income is slightly above budget and previous year out-turn income.

#### On-street cumulative permit income 2010/11

