

Report for Information

Report to	Norwich Highways Agency Committee 25 November 2010
Report of	Head of transportation
Subject	Highway performance monitoring of the highways agency agreement

Item

12

Purpose

This report describes the performance of the Highways Agency Agreement, for the financial year 2010/2011 up to the end of October 2010.

Recommendations

That the Committee receives and notes the available performance results.

Financial Consequences

Good performance affects local authorities' performance assessments (e.g. via the Local Transport Plan) and hence has a bearing on the levels of government funding available.

Strategic Objective/Service Priorities

The report helps to achieve the corporate priorities of a strong and prosperous city, safe and healthy neighbourhoods and opportunities for all. It helps achieve the service plan priority to deliver the 2010/11 LTP/NATS maintenance and capital improvement programmes.

Contact Officer

Clive Gristwood
Andy Watt

01603 212767
01603 212691

Background Documents

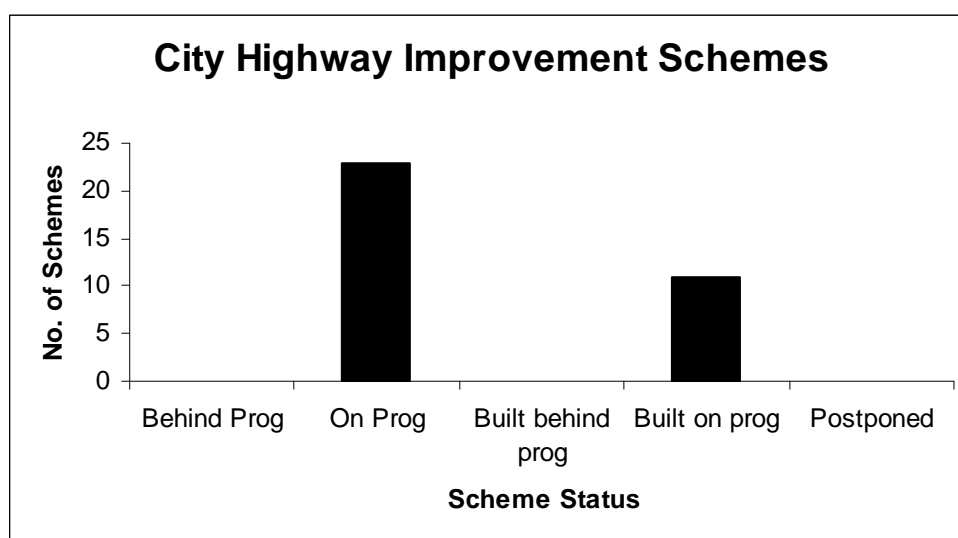
None

Background


1. The City Council discharges highway duties in Norwich on behalf of the County Council, through an Agency Agreement.

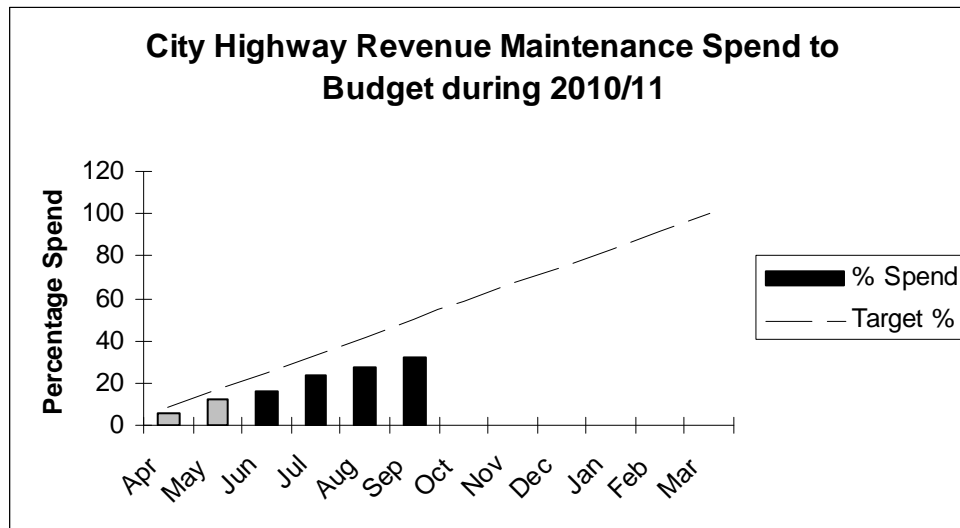
Performance Monitoring of Agency Agreement

2. Details of performance data, any targets, and progress so far this year, summarised under the headings below. Delivery of programmes to targets and budgets/financial control. Works programmes are updated monthly, and progress against targets and budgets reported.
3. *Capital Improvement schemes*: There were 34 schemes in the 2010/2011 programme. Eleven schemes were substantially complete at the end of October.



4. *Highways maintenance*: There were 46 schemes listed in the capital maintenance programme. Twenty-Two schemes had been completed by the end of October. Approximately 32% of the maintenance revenue budget has been spent by the end of September.

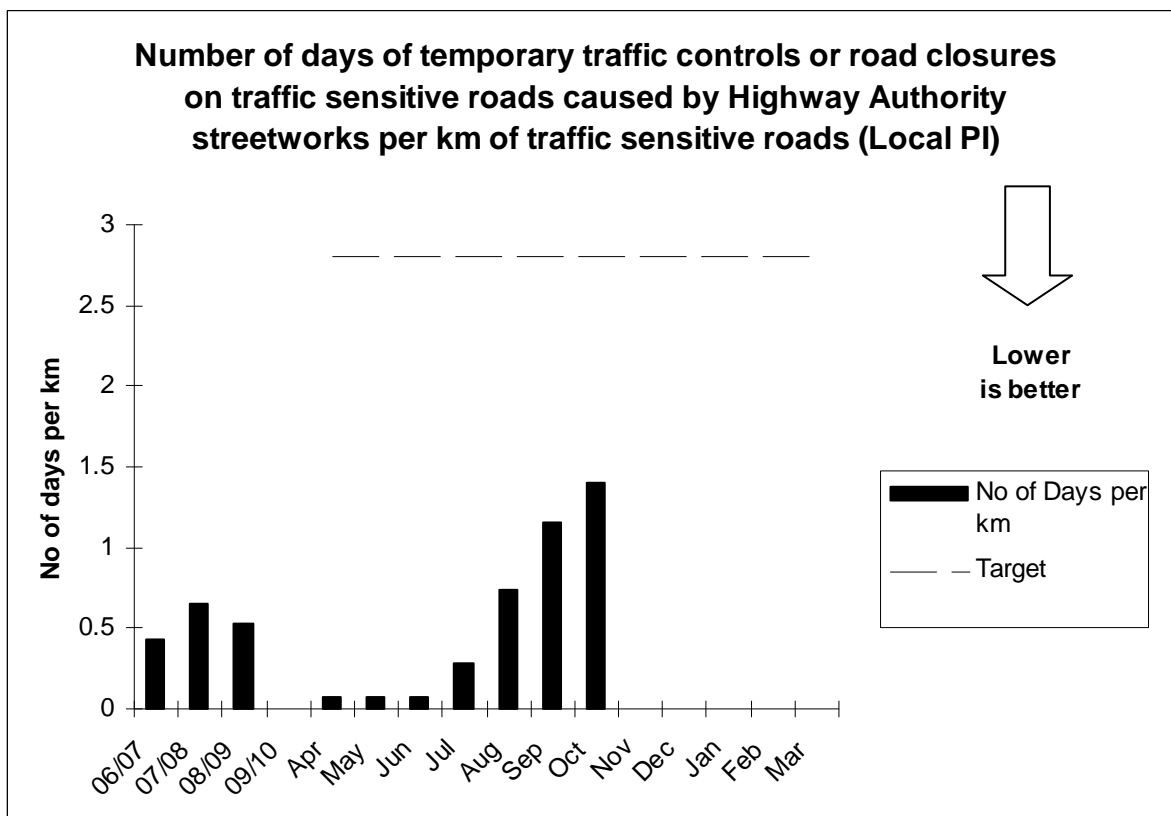




Compliance with standards, codes and procedures

5. Data is collected monthly for a number of national “Best Value” Performance Indicators (BVPIs).

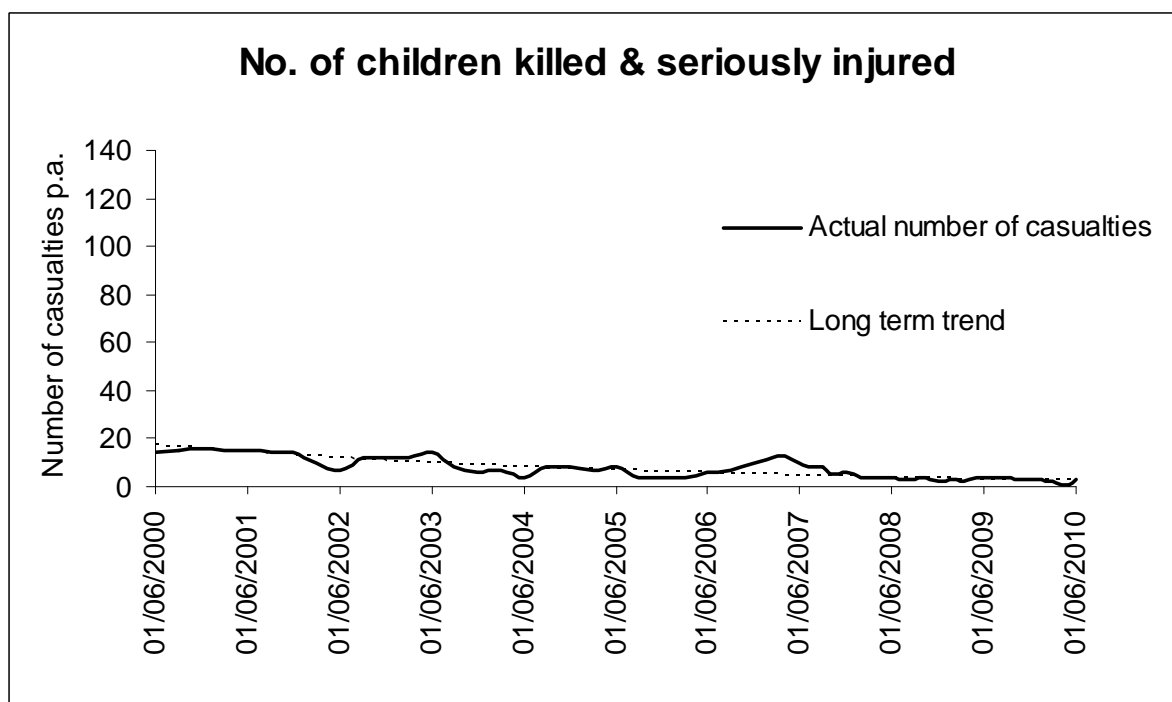
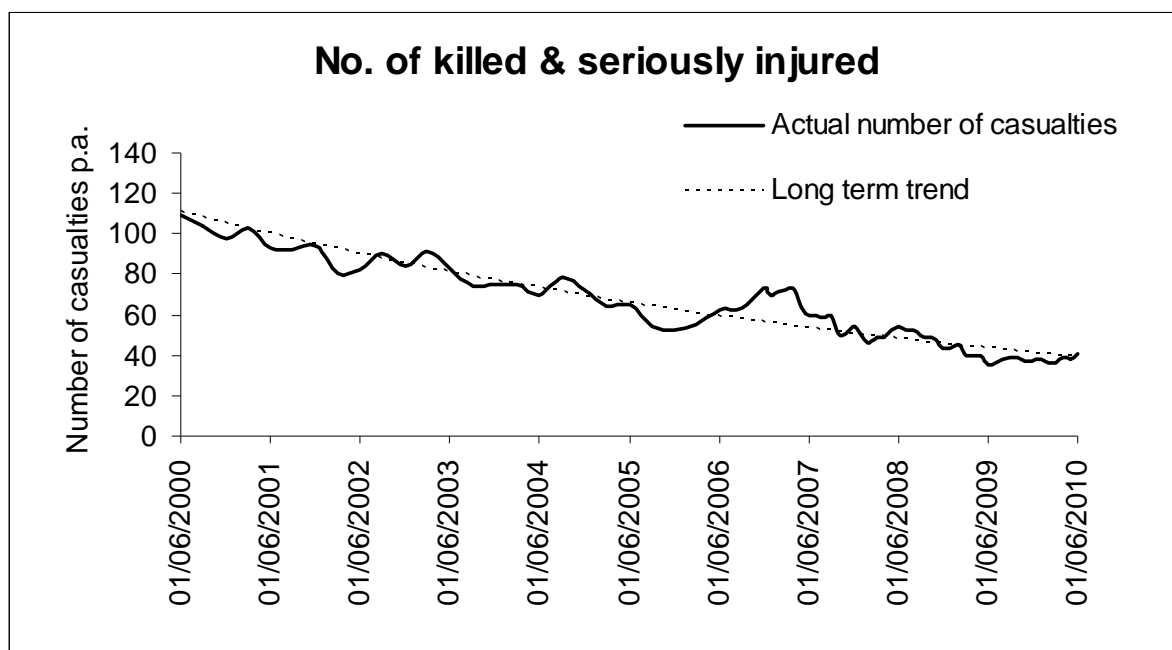
- ‘*Local PI (formerly BVPI 100) - Number of days temporary traffic controls or road closure on traffic sensitive roads caused by local authority roadworks per km of traffic sensitive road*’ is 1.40 to the end of October (end of year figure for the City should be no greater than 2.80 for 2010/11); see graph below. The resurfacing work on Ketts Hill and Plumstead Road in October lead to 11 days of traffic sensitive working.

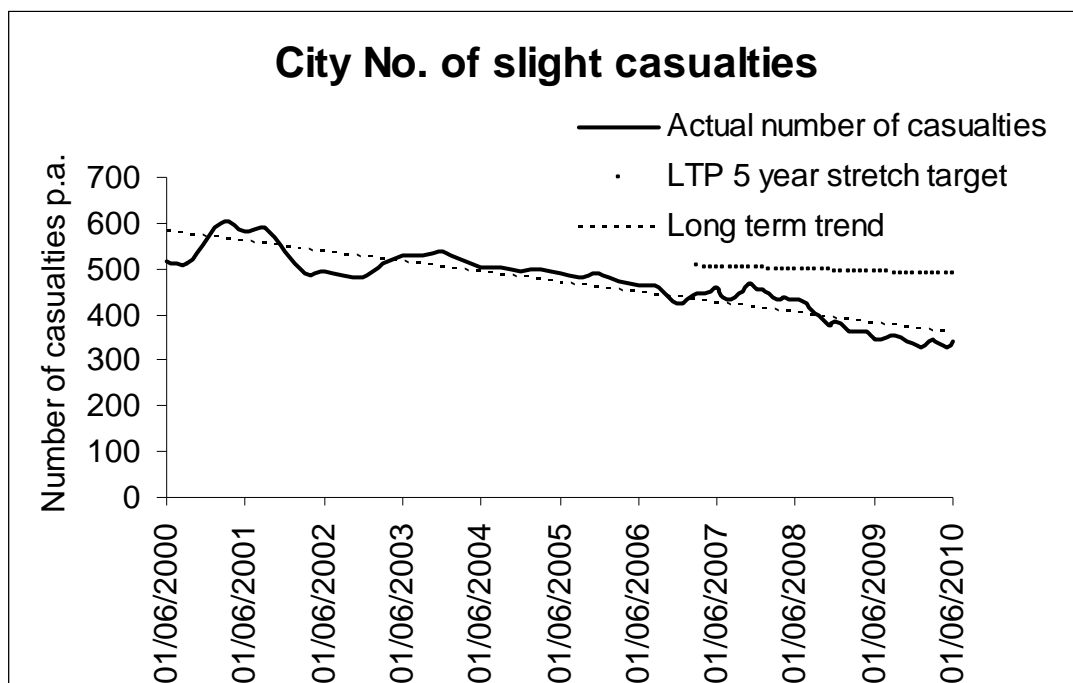


- ‘*BVPI 165 – Percentage of pedestrian crossings with facilities for disabled*

people' the City figure is currently 100%.

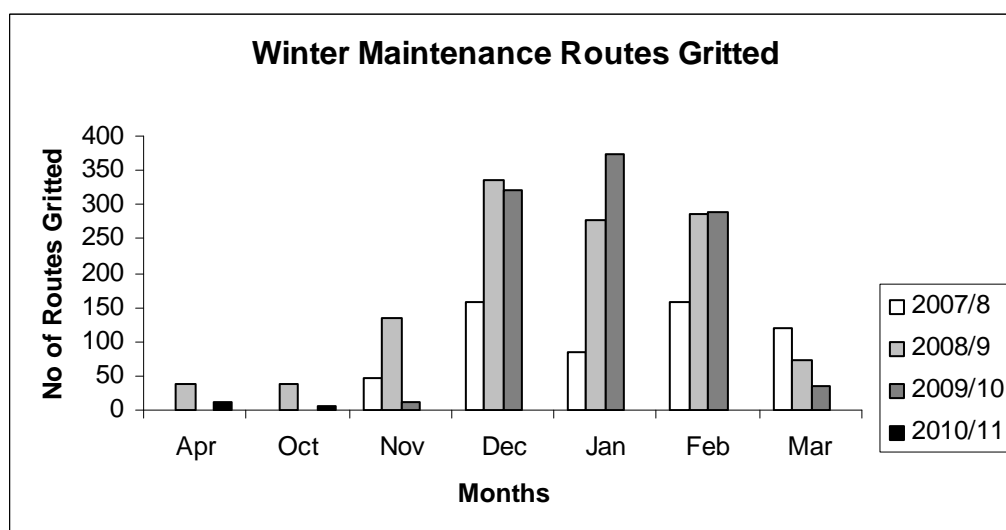
- 'BVPI 99 – Road accident casualty reduction' – the figures for the City area to July show an improving trend in overall and child killed and seriously Injured and slight injury numbers.





6. Data is also collected monthly for the following local performance indicators (LPIs) to contribute towards the County Council's Service Plans.

- *'The percentage of repairs to dangerous damage to roads or footways which were carried out within 24 hours'* is 100%¹ for 2010/11 to the end of October. 56 reports of dangerous damage to roads had been received by the end of October.
- *'Percentage of priority routes gritted within three hours of mobilization from the depot'* - The Winter maintenance season commenced in mid-October and lasts until mid-April. Gritting was required on one occasion in April and one in October. (City/County target 100%).



- *'The percentage of highway material that was recycled by May Gurney' to the*

¹ Data subject to verification

end of July 2010 was 99.7%. 807 tonnes were recycled from the 809 tonnes disturbed.

Accident Claims

7. The number of claims received and the settlement rate of claims for highway and personal injury claims are monitored.
 - 'Percentage of personal injury claims successfully defended' is 75% for the claims settled to the end of October, (City/County target for 2010/11 is 75%). 56 claims have been received for the year ending 31 October 2010.
 - 'Percentage of non-personal injury claims successfully defended' is 100% for the claims settled to the end of October, (City/County target for 2010/11 is 75%). 34 claims have been received for the year ending 31 October 2010.

